

MASONRY AND CONCRETE DRILLING



BOSCH IS THE LEADER IN CONCRETE

When the conversation turns to concrete, don't be surprised when the name Bosch comes up. That's because Bosch owns a unique heritage in working with one of the world's primary building materials. No one drills, cuts or grinds better in concrete than Bosch. No one.

It all starts with precision engineering in the power tools and accessories required for everything from anchoring in concrete to demolition. Bosch is the only manufacturer of concrete drilling accessories making its own carbide, which means the material is manufactured to exacting standards in Bosch facilities. Combine superior materials with technology like a four-grind head design for greater precision and longer life, and the result is a best-in-class masonry bit with superior reliability.

CONSIDER SAFETY, PRODUCTIVITY

Crystalline silica is a component of concrete that becomes breathable when drilling, sawing, polishing, cutting or crushing concrete, brick, block, rock or stone. OSHA has stated respirable crystalline silica is capable of crippling or killing workers by causing a range of lung issues; up to 2.3 million people are exposed to respirable silica dust at work each year. One answer to the problem is Bosch Speed Clean™ dust extraction bits that can help users become compliant under OSHA enforcement guidelines now in effect. The bits are built around an internal channel designed to remove dust while drilling to reduce airborne silica dust.

Bosch dust collection systems boost productivity by reducing the labor required for job cleanup and can even reduce installation times for anchoring applications. Bosch vacuums not only improve dust extraction performance with a best-in-class cubic feet of air per minute (CFM) rate and suction power, but also decrease suction loss by offering

both semi-automatic and automatic on-board filter cleaning. These features are especially important in applications that require professional-grade dust extraction such as tuckpointing, concrete surfacing, concrete drilling, cutting and chipping concrete.

BEST TOOLS AND ACCESSORIES

Bosch power tool design and manufacturing represents best thinking, best execution in the power tool industry. By listening to customers, incorporating years of industry knowledge and employing the resources of a global company, Bosch is able to introduce products that exceed the need in the market for concrete. These professional tools are powerful, forward-thinking and smart. From productivity solutions to rotary hammer toughness, from grinder endurance to advanced dust collection, Bosch power tools are the world's best. Ask any concrete trade pro, when the job gets tough which power tool is the most dependable. It's Bosch.

And nowhere is the Bosch commitment to excellence more evident than in power tool accessories. The toughest materials on the planet go into Bosch diamond blades, drill bits, tuckpointing blades and cup wheels. The company sources the best industrial diamonds for concrete and masonry cutting. Advanced design merges with consistent quality to produce exceptional Bosch accessory performance.

There's only one leader. And when it comes to concrete drilling, cutting and grinding, that leader is Bosch. A worldwide organization is dedicated to giving concrete professionals serious tools and technology to get the job done right every time. There is no substitute for the best and when you're talking concrete the best is Bosch.



THE BOSCH CONCRETE SYSTEM

Bosch has the right tool and accessory to optimize virtually any project. From advanced technology to industry-leading interface design, the goal is maximum power transfer to deliver best-in-class performance. If the job is anchoring or large material breaking, the chart below matches the right tool type and shank type to the proper application.

TYPE		WOOD/METAL	BRICK/BLOCK	CONCRETE	REINFORCED CONCRETE
HAMMER DRILLS ▶ Drilling	 	●	●	▲	—
ROTARY HAMMERS ▶ 1/8 In.–1-1/4 In. ▶ Drilling ▶ Anchoring ▶ Chiseling	 	▲	●	●	●
COMBINATION HAMMERS ▶ 1-9/16 In.–2 In. ▶ Drilling ▶ Anchoring ▶ Light demolition	  	—	●	●	●
DEMOLITION HAMMERS ▶ Demolition only	 	—	—	●	●
1-1/8 IN. BREAKER HAMMERS ▶ Pavement breaking	 	—	—	●	●

● = Recommended ● = Acceptable ▲ = Occasional Use



QUICK TOOL REFERENCE GUIDE

MASONRY/CONCRETE DRILLING

ITEM#	1191VSRK	HD18-2	HD21-2	11250VSR/11250VSRD	GBH2-26
DRIVE SYSTEM					
HAMMER CLASSIFICATION	Hammer Drill	Hammer Drill	Hammer Drill	Rotary	Rotary
AMPERAGE	7.0	8.5	9.2	6.1	8.0
IMPACT ENERGY* (FT.-LBS.)	–	–	–	1.7 EPTA	2.0 EPTA
MAX. CAPACITY—CONCRETE/MASONRY	5/8"	3/4"	7/8" / 1"	7/8"	1"
OPTIMAL RANGE	1/8"–5/16"	1/8"–3/8"	1/8"–1/2"	5/32"–5/8"	3/16"–5/8"
CORE BITS	–	–	–	1-1/2"	2-5/8"
NO LOAD RPM	0–3,000	0–1,200/0–3,200	0–900/0–3,000	0–1,000	0–1,300
NO LOAD BPM	0–48,000	0–19,550/0–51,000	0–15,300/0–51,000	0–4,400	0–5,100
VIBRATION CONTROL	–	–	–	No	No
**VIBRATION LEVELS M/S²	–	–	–	Drilling: 16.0/15.5	Drilling: 17.5 Chiseling: 9.5
MODES OF OPERATION	Hammer Drill Rotation Only	Hammer Drill Rotation Only	Hammer Drill Rotation Only	Rotary Hammer Rotation Only	Rotary Hammer Hammer Only Rotation Only
LENGTH	11.0"	13.4"	13.5"	14.0"/19.6"	15.0"
WEIGHT	4.1 lbs.	5.8 lbs.	5.9 lbs.	5.5 lbs./7.4 lbs.	6.4 lbs.

*Based on EPTA (European Power Tool Association) guidelines

ITEM#	11255VSR	GBH2-28L	RH328VC/RH328VCQ	RH432VCQ
DRIVE SYSTEM				
HAMMER CLASSIFICATION	Rotary	Rotary	Rotary	Rotary
AMPERAGE	8.0	8.5	8.0	8.5
IMPACT ENERGY* (FT.-LBS.)	2.0 EPTA	2.4 EPTA	2.4	3.1 EPTA
MAX. CONCRETE CAPACITY	1"	1-1/8"	1-1/8"	1-1/4"
OPTIMAL RANGE	3/16"–5/8"	3/16"–3/4"	1/4"–7/8"	3/8"–1"
CORE BITS	2-5/8"	2-3/4"	3-1/8"	3-1/2"
NO LOAD RPM	0–1,300	0–1,300	0–900	0–760
NO LOAD BPM	0–5,800	0–5,100	0–4,000	0–3,600
VIBRATION CONTROL	No	Hammer Mechanism and Counter Balance	Hammer Mechanism and Handle	Hammer Mechanism and Handle
**VIBRATION LEVELS M/S²	Drilling: 15.0 Chiseling: 12.0	Drilling: 11.0 Chiseling: 11.0	Drilling: 14.5/10.0 Chiseling: 13.0/9.5	Drilling: 12.0 Chiseling: 9.0
MODES OF OPERATION	Rotary Hammer Hammer Only Rotation Only	Rotary Hammer Hammer Only Rotation Only	Rotary Hammer Hammer Only Rotation Only	Rotary Hammer Hammer Only Rotation Only
LENGTH	17.3"	17.4"	12.5"/13.6"	15.75"
WEIGHT	6.7 lbs.	6.9 lbs.	7.7/7.9 lbs.	10.3 lbs.

*Based on EPTA (European Power Tool Association) guidelines

**Per EPTA EN 60745

Cordless Quick Tool Reference Guide available on pages 71–75.



MASONRY/CONCRETE DRILLING

ITEM #	RH540M	RH540S	11264EVS	11265EVS	RH745	RH850VC	RH1255VC
DRIVE SYSTEM							
HAMMER CLASSIFICATION	Combination	Combination	Combination	Combination	Combination	Combination	Combination
AMPERAGE	12.0	12.0	13.0	13.0	13.5	14.5	15.0
IMPACT ENERGY* (FT.-LBS.)	6.1 EPTA	6.1 EPTA	6.5 EPTA	6.5 EPTA	8.2 EPTA	9.3 EPTA	14.1 EPTA
MAX. CONCRETE CAPACITY	1-9/16"	1-9/16"	1-5/8"	1-5/8"	1-3/4"	1-7/8"	2"
OPTIMAL RANGE	1/2"-1-3/8"	1/2"-1-3/8"	1/2"-1-7/16"	1/2"-1-7/16"	5/8"-1-9/16"	3/4"-1-3/4"	1"-2"
THRU HOLE BITS	2-1/2"	2-1/2"	2-9/16"	2-9/16"	3-1/8"	3-1/8"	3-1/8"
CORE BITS	4"	4"	4-1/8"	4-1/8"	5"	6"	6"
NO LOAD RPM	170-340	170-340	170-340	170-340	150-305	150-305	100-220
NO LOAD BPM	1,500-2,900	1,500-2,900	1,700-2,900	1,700-2,900	1,380-2,760	1,380-2,750	1,000-2,150
VIBRATION CONTROL	No	No	Hammer Mechanism and Handle	Hammer Mechanism and Handle	No	Hammer Mechanism, Counter Balance and Handle	Hammer Mechanism and Handle
**VIBRATION LEVELS M/S ²	Drilling: 12.5 Chiseling: 10.0	Drilling: 12.5 Chiseling: 10.0	Drilling: 10.5 Chiseling: 7.5	Drilling: 10.5 Chiseling: 7.5	Drilling: 18.5 Chiseling: 14.0	Drilling: 8.0 Chiseling: 7.0	Drilling: 10.0 Chiseling: 8.0
MODES OF OPERATION	Rotary Hammer and Hammer Only	Rotary Hammer and Hammer Only	Rotary Hammer and Hammer Only	Rotary Hammer and Hammer Only	Rotary Hammer and Hammer Only	Rotary Hammer and Hammer Only	Rotary Hammer Hammer Only
LENGTH	19.0"	19.0"	19.25"	19.25"	21.0"	21.4"	23.6"
WEIGHT	15.2 lbs.	15.0 lbs.	15.2 lbs.	15.1 lbs.	18.5 lbs.	19.7 lbs.	26.2 lbs.

*Based on EPTA (European Power Tool Association) guidelines
 **Per EPTA EN 60745

ITEM #	DH507	11321EVS	DH712VC	11316EVS	DH1020VC	11335K	BH2760VC/ BH2760VCB/ BH2770VC
DRIVE SYSTEM							
HAMMER CLASSIFICATION	Demolition	Demolition	Demolition	Demolition	Demolition	Breaker	Breaker
AMPERAGE	10.0	13.0	14.5	14.0	15.0	15.0	15.0
IMPACT ENERGY* (FT.-LBS.)	5.6 EPTA	6.1 EPTA	9.6 EPTA	12.4 EPTA	17.0 EPTA	22.0 EPTA	35.0 EPTA/ 43.0 EPTA
NO LOAD BPM	1,350-2,800	1,300-2,900	1,380-2,760	900-1,890	850-1,800	1,300	1,000
VIBRATION CONTROL	No	Hammer Mechanism and Handle	Hammer Mechanism and Handle	No	Hammer Mechanism and Handle	Hammer Mechanism and Handle	Hammer Mechanism and Handles
**VIBRATION LEVELS M/S ²	14.0	11.0	9.5	18.5	8.0	13.0	8.5
MODES OF OPERATION	Hammer Only	Hammer Only	Hammer Only	Hammer Only	Hammer Only	Hammer Only	Hammer Only
LENGTH	17.5"	18.6"	21.3"	22.5"	27.5"	30.4"	30.75"
WEIGHT	12.4 lbs.	13.7 lbs.	18.3 lbs.	22.5 lbs.	25.1 lbs.	38.0 lbs.	63.2 lbs.

*Based on EPTA (European Power Tool Association) guidelines
 **Per EPTA EN 60745



HAMMER DRILLS

MASONRY/CONCRETE DRILLING
HAMMER DRILLS

HAMMER DRILL

1191VSRK



- ▶ 1/2 In. three-jaw chuck for rugged hammer drilling applications
- ▶ Dual-Mode Selector—Easily converts from hammer drill to rotation-only mode
- ▶ Variable-Speed Trigger with Reversing—For accurate bit starting as well as removing fasteners or bound bits
- ▶ 360° auxiliary handle with built-in quick-release depth gauge

INCLUDES

360° Auxiliary Handle **2602025094**
Depth Gauge **2609005615**
Chuck Key **2607950007**

SPECIFICATIONS

RATING	120V AC
AMPERAGE	7.0
NO LOAD RPM	0–3,000
NO LOAD BPM	0–48,000
MAXIMUM CAPACITIES: CONCRETE/MASONRY	5/8" / 5/8"
MAXIMUM CAPACITIES: STEEL	1/2"
MAXIMUM CAPACITIES: WOOD	1-1/2"
MAXIMUM CAPACITIES: ALUMINUM	5/8"
LENGTH	11.0"
WEIGHT	4.1 lbs.

Dust collection attachments available on pages 7, 15, 320 and 324.

TWO-SPEED HAMMER DRILL

HD18-2



- ▶ Torque-Control Auxiliary Handle—Securely locks into place for maximum control
- ▶ Dual-Mode Selector—Easily converts from hammer drill to rotation-only mode
- ▶ Two-Speed Gear Box—Select high-speed (for concrete) or high-torque (for wood and metal) drilling applications
- ▶ Integral Slip Clutch—Helps minimize torque reaction

INCLUDES

360° Auxiliary Handle **2609199430**
Depth Gauge **2609005615**
Chuck Key **2607950007**

SPECIFICATIONS

RATING	120V AC
AMPERAGE	8.5
NO LOAD RPM	0–1,200/0–3,200
NO LOAD BPM	0–19,550/0–51,000
MAXIMUM CAPACITIES: CONCRETE/MASONRY	3/4"
MAXIMUM CAPACITIES: STEEL	1/2"
MAXIMUM CAPACITIES: WOOD	1-1/2"
LENGTH	13.4"
WEIGHT	5.8 lbs.

Dust collection attachments available on pages 7, 15, 320 and 324.

TWO-SPEED HAMMER DRILL

HD21-2



- ▶ Torque-Control Auxiliary Handle—Securely locks into place for maximum control
- ▶ Dual-Mode Selector—Easily converts from hammer drill to rotation-only mode
- ▶ Two-Speed Gear Box—Select high-speed (for concrete) or high-torque (for wood and metal drilling applications)
- ▶ Integral Slip Clutch—Helps minimize torque reaction

INCLUDES

360° Auxiliary Handle **2602025184**
Chuck Key **2607950007**
Depth Gauge **1613001010**

SPECIFICATIONS

RATING	120V AC
AMPERAGE	9.2
NO LOAD RPM	0–900/0–3,000
NO LOAD BPM	0–15,300/0–51,000
MAXIMUM CAPACITIES: CONCRETE/MASONRY	7/8" / 1"
MAXIMUM CAPACITIES: STEEL	5/8"
MAXIMUM CAPACITIES: WOOD	1-5/8"
LENGTH	13.5"
WEIGHT	5.9 lbs.

Dust collection attachments available on pages 7, 15, 320 and 324.

DUST COLLECTION ADAPTER

DUST COLLECTION FIXTURE

- ▶ Attaches to tool and vacuum cleaner hose to provide excellent dust collection when drilling in dust-sensitive areas




ITEM #	DESCRIPTION
1618190006	Dust collection fixture

HAMMER DRILL BITS

**BLUEGRANITE
TURBO®**

HAMMER DRILL BIT

Fast, precise drilling in concrete, stone and masonry



ROBUST CARBIDE HEAD
Provides longer life in impact drilling applications

MULTI-GRIND TECHNOLOGY
For 2× faster drilling and 5× longer life than standard bits

MILLED U-FLUTES
For fast dust removal

HEX SHANK*
For use with impact drivers and drill drivers for added versatility

*1/2 In. diameter and smaller, 6 In. length and shorter

BLUEGRANITE TURBO® CARBIDE HAMMER DRILL BITS

ITEM #	DIAMETER	USABLE LENGTH	OVERALL LENGTH	QTY.	BULK ITEM #	BULK QTY.
HCBG01T*	1/8"	2"	3"	1	HCBG01B25T	25
HCBG02T*	5/32"	3"	6"	1	HCBG0205T	5
					HCBG02B25T	25
HCBG03T*	3/16"	3"	4"	1	HCBG03B25T	25
					HCBG0405T	5
HCBG04T*	3/16"	4"	6"	1	HCBG0410T	10
					HCBG04B25T	25
HCBG05T*	7/32"	4"	6"	1	HCBG05B25T	25
					HCBG0605T	5
HCBG06T*	1/4"	4"	6"	1	HCBG0610T	10
					HCBG06B25T	25
HCBG07T**	1/4"	8"	10"	1	—	—
HCBG08T**	1/4"	10"	12"	1	—	—
HCBG09T*	5/16"	4"	6"	1	HCBG09B25T	25
HCBG10T**	5/16"	7-1/2"	10"	1	—	—
HCBG11T**	5/16"	10"	12"	1	—	—
HCBG12T*	3/8"	4"	6"	1	HCBG12B25T	25
HCBG13T**	3/8"	8"	10"	1	—	—
HCBG14T**	3/8"	10"	12"	1	—	—
HCBG15T*	7/16"	4"	6"	1	HCBG15B25T	25
HCBG16T*	1/2"	4"	6"	1	HCBG16B25T	25
HCBG17T**	1/2"	8"	10"	1	—	—
HCBG18T**	1/2"	10"	12"	1	—	—
HCBG19T**	9/16"	7-1/2"	10"	1	—	—
HCBG20T**	5/8"	4"	6"	1	—	—
HCBG21T**	5/8"	10"	12"	1	—	—
HCBG22T**	3/4"	4"	6"	1	—	—
HCBG23T**	3/4"	10"	12"	1	—	—
HCBG24T**	7/8"	4"	6"	1	—	—
HCBG25T**	7/8"	10"	12"	1	—	—
HCBG26T**	1"	4"	6"	1	—	—
HCBG27T**	1"	10"	12"	1	—	—

*Hex shank
**Three-winged shank

BLUEGRANITE TURBO® CARBIDE HAMMER DRILL BIT SETS

ITEM #	# OF PIECES	INCLUDES	CASE TYPE
HCBG500T*	5	(1) 1/8"×2"×3", (1) 3/16"×4"×6", (1) 1/4"×4"×6", (1) 5/16"×4"×6", (1) 3/8"×4"×6"	Plastic
HCBG501T*	5	(1) 5/32"×2"×3", (1) 3/16"×4"×6", (1) 1/4"×4"×6", (1) 5/16"×4"×6", (1) 3/8"×4"×6"	Plastic
HCBG600T*	6	(3) 5/32"×4"×6", (3) 3/16"×4"×6"	—
HCBG700T*	7	(1) 1/8"×2"×3", (2) 5/32"×3"×6", (2) 3/16"×4"×6", (1) 1/4"×4"×6", (1) 3/8"×4"×6"	Brute Tough

*Hex shank



HCBG501T



HCBG700T



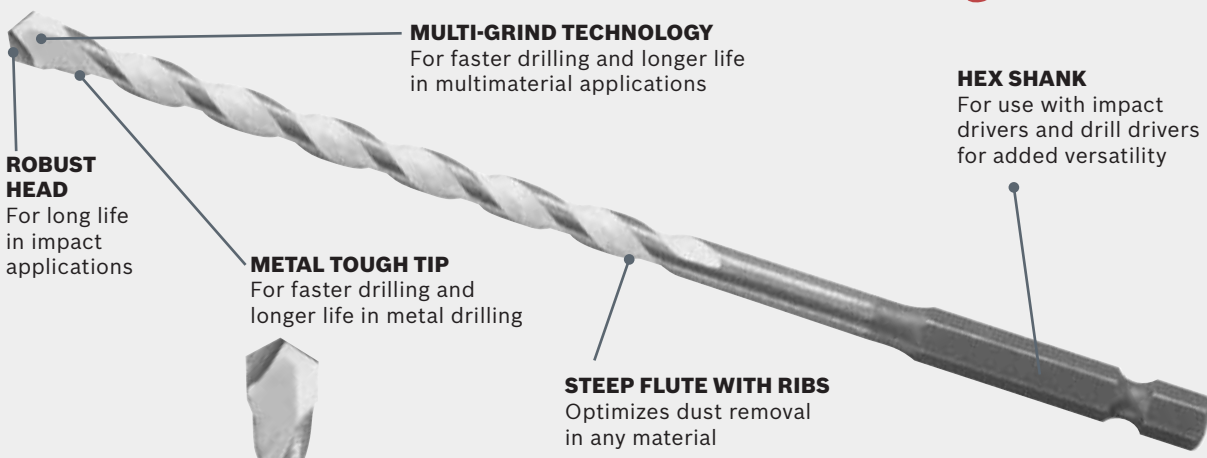
MASONRY/CONCRETE DRILLING
HAMMER DRILL ACCESSORIES



BOSCH
Invented for life



DAREDEVIL® MULTIPURPOSE DRILL BITS



DAREDEVIL® MULTIPURPOSE DRILL BITS

ITEM #	DIAMETER	USABLE LENGTH	OVERALL LENGTH	QTY.
MP01	1/8"	1-3/4"	3-1/2"	1
MP02	5/32"	4"	6"	1
MP03	3/16"	4"	6"	1
MP06	1/4"	4"	6"	1
MP09	5/16"	4"	6"	1
MP12	3/8"	4"	6"	1
MP16	1/2"	4"	6"	1

DAREDEVIL® MULTIPURPOSE DRILL BIT SET

ITEM #	# OF PIECES	INCLUDES	CASE TYPE
MP500T	5	(1) 5/32" x 4" x 6", (1) 3/16" x 4" x 6", (1) 1/4" x 4" x 6", (1) 5/16" x 4" x 6", (1) 3/8" x 4" x 6"	Plastic



MP500T

NATURAL STONE TILE BIT

Tough carbide for tough tile

MULTIPLE CUTTING EDGES
For fast drilling

ROBUST HEAD
For long life in hard materials

COMMON APPLICATIONS:

- ▶ Install fireplace fixtures
- ▶ Bathroom/shower installs
- ▶ Towel/shower rods and soap dishes
- ▶ Drilling and fastening mirrors
- ▶ Setting concrete screws in tile



THREE FLAT SHANK
Provides superior grip

NATURAL STONE TILE BITS

ITEM #	DIAMETER	QTY.
NS100	1/8"	1
NS200	3/16"	1
NS300	1/4"	1
NS400	5/16"	1
NS500	3/8"	1
NS600	1/2"	1

NOTE: Three flat shank on sizes 3/8" and larger.

NATURAL STONE TILE BIT SET

ITEM #	# OF PIECES	INCLUDES	CASE TYPE
NS2000	4	(1) 1/8", (1) 3/16", (1) 1/4", (1) 5/16"	Plastic Box



NS2000

GLASS AND TILE BIT

Drills faster, lasts longer

DIAMOND GROUND CUTTING EDGES
For long life

CENTERING TIP
Reduces bit walking

COMMON APPLICATIONS:

- ▶ Relief holes for glass cutting
- ▶ Bathroom/shower installs
- ▶ Towel/shower rods and soap dishes
- ▶ Drilling and fastening mirrors
- ▶ Setting concrete screws in tile



REINFORCED HEAD
Maximizes bit life

THREE FLAT SHANK
Provides superior grip

GLASS AND TILE BITS

ITEM #	DIAMETER	QTY.
GT100	1/8"	1
GT200	3/16"	1
GT300	1/4"	1
GT400	5/16"	1
GT500	3/8"	1
GT600	1/2"	1
GT700	5/8"	1
GT800	3/4"	1
GT900	7/8"	1
GT1000	1"	1

NOTE: Three flat shank on sizes 5/16" and larger.

GLASS AND TILE BIT SETS

ITEM #	# OF PIECES	INCLUDES	CASE TYPE
GT2000	4	(1) 1/8", (1) 3/16", (1) 1/4", (1) 5/16"	—
GT3000	8	(1) 1/8", (1) 3/16", (1) 1/4", (1) 5/16", (1) 3/8", (1) 1/2", (1) 5/8", (1) 3/4"	Brute Tough



GT3000

MASONRY/CONCRETE DRILLING
HAMMER DRILL ACCESSORIES



BOSCH
Invented for life



STRAIGHT SHANK REBAR CUTTERS



ITEM #	DIAMETER	LENGTH	QTY.
RCSS2064	3/8"	12"	1
RCSS2084	1/2"	12"	1
RCSS2086	1/2"	18"	1
RCSS2094	9/16"	12"	1
RCSS2104	5/8"	12"	1
RCSS2124	3/4"	12"	1
RCSS2144	7/8"	12"	1
RCSS2164	1"	12"	1
RCSS2168	1-1/8"	12"	1
RCSS2172	1-1/4"	12"	1
RCSS2176	1-1/2"	12"	1
RCSS2106	5/8"	18"	1
RCSS2126	3/4"	18"	1

*Available in SDS-plus®—see page 20

STRAIGHT SHANK EXTENSIONS

ITEM #	DIAMETER	LENGTH	QTY.
EX1006	7/16" shank	6"	1
EX1012	7/16" shank	12"	1

NOTE: May be used with rebar cutters in rotary mode only

CUTTING REBAR



STEP 1

Drill with SDS-plus® carbide bit and remove after contact with rebar

STEP 2

Replace bit with rebar cutter and switch to rotary mode

STEP 3

Cut through rebar and remove after contact with concrete

STEP 4

Switch back to hammer carbide bit to continue drilling

CONCRETE SCREW ANCHORING SYSTEM

Holds tight tolerances that are critical to precision anchoring



FLAT SHANK

Helps prevent bit slippage

HIGH-QUALITY CARBIDE TIP

For long life



STEP 1

Drill pilot hole



STEP 2

Attach drive socket and sleeve



STEP 3

Drive anchor

FLAT SHANK HEX MASONRY DRILL BITS

For use with masonry fastening systems/hex sleeve drive tools. Hex drive on bit fits into driver sleeve.

ITEM #	DIAMETER	LENGTH	QTY.	BULK ITEM #	BULK QTY.
TC100	5/32"	3-1/2"	1	TC1005	5
				TC1025	25
TC200	5/32"	4-1/2"	1	TC2005	5
				TC2025	25
TC300	5/32"	5-1/2"	1	TC3005	5
				TC3025	25
TC400	3/16"	3-1/2"	1	TC4005	5
TC500	3/16"	4-1/2"	1	TC5005	5
TC600	3/16"	5-1/2"	1	TC6005	5
				TC6025	25

FLAT SHANK HEX ACCESSORIES

For use with masonry fastening systems/hex sleeve drive tools. Hex drive on bit fits into driver sleeve.

ITEM #	DESCRIPTIONS	QTY.
TC700	Masonry screw drill bit holder	1
TCNS516	Drill bit nutsetter 5/16" hex	1
TCNS14	Drill bit nutsetter 1/4" hex	1
TCSDP2	Concrete screwdriving bit P2	1
TCSDP3	Concrete screwdriving bit P3	1

FLAT SHANK DRILL BIT SET

For use with masonry fastening systems/hex sleeve drive tools. Hex drive on bit fits into driver sleeve.

ITEM #	# OF PIECES	INCLUDES	CASE TYPE
TC900	9	Power bits: (1) P2, (1) P3; hex sockets: (1) 5/16", (1) 1/4"; drill bits: (1) 3/16", (1) 5/32"; (1) drive sleeve, (1) hex key, (1) bit holder	Brute Tough

SDS-plus® ROTARY HAMMERS



7/8" SDS-plus® BULLDOG™ ROTARY HAMMER

11250VSR



- ▶ Dual-Mode Selector—Two modes of operation: rotary hammer and rotation only
- ▶ Rotating Brush Plate—Provides equal power in reverse and extends brush life
- ▶ Integral Clutch—Disengages torque transmission if the bit gets into a bind situation
- ▶ Variable-Speed Trigger with Reversing—For accurate bit starting, as well as removing fasteners or bound bits
- ▶ Integrated Dual-Fan System—Second set of fan blades with the motor creates air suction for maximum dust collection

INCLUDES

360° Auxiliary Handle **1619P06104**
Carrying Case **2605438524**

SPECIFICATIONS

RATING	120V
AMPERAGE	6.1
NO LOAD RPM	0–1,000
NO LOAD BPM	0–4,400
IMPACT ENERGY (FT.-LBS.)	1.7 EPTA
MAXIMUM CAPACITIES: CONCRETE	7/8"
MAXIMUM CAPACITIES: STEEL	1/2"
MAXIMUM CAPACITIES: WOOD	1/2"–3/4"
MAXIMUM CAPACITIES: CONCRETE-THIN WALL CORE BIT	1-1/2"
LENGTH	14.0"
WEIGHT	5.5 lbs.

Dust collection attachments available on pages 15, 23, 320 and 324.

7/8" SDS-plus® BULLDOG™ ROTARY HAMMER

11250VSRD



Same features as 11250VSR above.

- ▶ Converts 11250VSR into the 11250VSRD dust collection hammer

INCLUDES

360° Auxiliary Handle **1619P06104**
Carrying Case **2605438524**

Same specifications as 11250VSR above.

SPECIFICATIONS

LENGTH	19.6"
WEIGHT	7.4 lbs.



NOW YOU SEE IT. NOW YOU DON'T!

Containing silica dust is a requirement for promoting better worker health and safety on the jobsite. The Bosch 11250VSRD employs a dust-containment design that can deliver both improved safety and greater productivity thanks to quicker clean up.

For additional dust collection information and options see pages 314–332.

MASONRY/CONCRETE DRILLING
SDS-plus® ROTARY HAMMERS



BOSCH
Invented for life



1" SDS-plus® BULLDOG™ XTREME ROTARY HAMMER

GBH2-26



NEW



- ▶ Multi-Function Selector—Three modes of operation: rotary hammer, rotation only and hammer only
- ▶ Vario-Lock Positioning—Rotates and locks chisel into 36 different positions to optimize working angle
- ▶ Variable-Speed Trigger with Reversing—For accurate bit starting as well as removing fasteners or bound bits
- ▶ Integral Clutch—Disengages torque transmission if the bit gets into a bind situation

INCLUDES

Auxiliary Handle **1612025057**
 Depth Gauge **1613001010**
 Carrying Case **2605438294**

SPECIFICATIONS

RATING	120V
AMPERAGE	8.0
NO LOAD RPM	0–1,300
NO LOAD BPM	0–5,100
IMPACT ENERGY (FT.-LBS.)	2.0 EPTA
MAXIMUM CAPACITIES: CONCRETE	1"
MAXIMUM CAPACITIES: STEEL	1/2"
MAXIMUM CAPACITIES: WOOD	1"–1-1/4"
MAXIMUM CAPACITIES: CONCRETE-THIN WALL CORE BIT	2-5/8"
LENGTH	15.0"
WEIGHT	6.4 lbs.

Dust collection attachments available on pages 15, 23, 320 and 324.

MASONRY/CONCRETE DRILLING
SDS-plus® ROTARY HAMMERS

1" SDS-plus® BULLDOG™ XTREME ROTARY HAMMER

11255VSR



- ▶ Multi-Function Selector—Three modes of operation: rotary hammer, rotation only and hammer only
- ▶ Vario-Lock Positioning—Rotates and locks chisel into 36 different positions to optimize working angle
- ▶ Integral Clutch—Disengages torque transmission if the bit gets into a bind situation
- ▶ Variable-Speed Trigger with Reversing—For accurate bit starting as well as removing fasteners or bound bits

INCLUDES

Auxiliary Handle **1612025057**
 Depth Gauge **1613001010**
 Carrying Case **2610958165**



Cordless option available on pages 106–107.

SPECIFICATIONS

RATING	120V
AMPERAGE	8.0
NO LOAD RPM	0–1,300
NO LOAD BPM	0–5,800
IMPACT ENERGY (FT.-LBS.)	2.0 EPTA
MAXIMUM CAPACITIES: CONCRETE	1"
MAXIMUM CAPACITIES: STEEL	1/2"
MAXIMUM CAPACITIES: WOOD	3/4"–1"
MAXIMUM CAPACITIES: CONCRETE-THIN WALL CORE BIT	2-5/8"
LENGTH	17.3"
WEIGHT	6.7 lbs.

Dust collection attachments available on pages 15, 23, 320 and 324.

1-1/8" SDS-plus® BULLDOG™ XTREME MAX ROTARY HAMMER

GBH2-28L



NEW



- ▶ Multi-Function Selector—Three modes of operation: rotary hammer, rotation only and hammer only
- ▶ Counter Balance Vibration—Vibration reduction in the hammer mechanism for lowest vibration levels in its class
- ▶ KickBack Control—Limits rotation of tool in a bind situation
- ▶ Integral Clutch—Disengages torque transmission if the bit gets into a bind situation
- ▶ Variable-Speed Trigger with Reversing—For accurate bit starting as well as removing fasteners or bound bits

INCLUDES

Auxiliary Handle **1612025057**
 Depth Gauge **1613001010**
 Carrying Case **2610958165**

SPECIFICATIONS

RATING	120V
AMPERAGE	8.5
NO LOAD RPM	0–1,300
NO LOAD BPM	0–5,100
IMPACT ENERGY (FT.-LBS.)	2.4 EPTA
MAXIMUM CAPACITIES: CONCRETE	1-1/8"
MAXIMUM CAPACITIES: STEEL	1/2"
MAXIMUM CAPACITIES: WOOD	1-1/4"
MAXIMUM CAPACITIES: CONCRETE-THIN WALL CORE BIT	2-3/4"
LENGTH	17.4"
WEIGHT	6.9 lbs.

Dust collection attachments available on pages 15, 23, 320 and 324.


HammerHook for quick on-the-job storage



IMPACT THE JOB, NOT YOUR BODY

Increased performance, reduced fatigue

Bosch developed active Vibration Control to improve user comfort over extended periods of work. The system is engineered to control vibration—so while tools continue to increase performance, they're also designed to be easier to use.



Bosch's Vibration Control system works in two places

- 1** Isolation technology in handles reduces vibration at the hands
- 2** Longer air cushion in hammer mechanism further reduces vibration at the source



BOSCH
Invented for life

MASONRY/CONCRETE DRILLING
SDS-plus® ROTARY HAMMERS



1-1/8" SDS-plus® ROTARY HAMMER

RH328VC



- ▶ Vibration Control—Vibration reduction in the hammer mechanism and grip provide maximum user comfort for extended work
- ▶ Multi-Function Selector—Three modes of operation: rotary hammer, rotation only and hammer only
- ▶ Integral Clutch—Helps minimize torque reaction
- ▶ Vario-Lock Positioning—Rotates and locks chisel into 12 different positions
- ▶ Variable-Speed Trigger with Reversing—For accurate bit starting as well as removing fasteners or bound bits

INCLUDES

Auxiliary Handle **1612025086**
Depth Gauge **1613001010**
Carrying Case **1615438466**

SPECIFICATIONS

RATING	120V
AMPERAGE	8.0
NO LOAD RPM	0-900
NO LOAD BPM	0-4,000
IMPACT ENERGY (FT.-LBS.)	2.4
MAXIMUM CAPACITIES: CONCRETE	1-1/8"
MAXIMUM CAPACITIES: STEEL	1/2"
MAXIMUM CAPACITIES: WOOD	1"-1-1/8"
MAXIMUM CAPACITIES: CONCRETE-THIN WALL CORE BIT	3-1/8"
LENGTH	12.5"
WEIGHT	7.7 lbs.

Dust collection attachments available on pages 15, 23, 320 and 324.

1-1/8" SDS-plus® ROTARY HAMMER WITH QUICK CHANGE CHUCK SYSTEM

RH328VCQ



Same features as RH328VC above.

Quick Change Chuck System—Allows quick exchange of SDS-plus® chucks (three-jaw chuck not included)

ALSO INCLUDES

Quick Change Chuck—SDS-plus® **1617000895**
Carrying Case **1615438466**

Same specifications as RH328VC above.

SPECIFICATIONS

LENGTH	13.6"
WEIGHT	7.9 lbs.

Dust collection attachments available on pages 15, 23, 320 and 324.

1-1/4" SDS-plus® ROTARY HAMMER WITH QUICK CHANGE CHUCK SYSTEM

RH432VCQ



- ▶ Vibration Control—Vibration reduction in the hammer mechanism and grip provide maximum user comfort for extended periods of work
- ▶ Quick Change Chuck System—Allows quick exchange of SDS-plus® chucks
- ▶ Multi-Function Selector—Three modes of operation: rotary hammer, rotation only and hammer only
- ▶ Integral Clutch—Disengages torque transmission if the bit gets into a bind situation
- ▶ Variable-Speed Trigger with Reversing—For accurate bit starting as well as removing fasteners or bound bits

INCLUDES

Auxiliary Handle **1612025079**
Depth Gauge **1613001008**
Quick Change Chuck—SDS-plus® **1617000895**

SPECIFICATIONS

RATING	120V
AMPERAGE	8.5
NO LOAD RPM	0-760
NO LOAD BPM	0-3,600
IMPACT ENERGY (FT.-LBS.)	3.1 EPTA
MAXIMUM CAPACITIES: CONCRETE	1-1/4"
MAXIMUM CAPACITIES: STEEL	1/2"
MAXIMUM CAPACITIES: CONCRETE-THIN WALL CORE BIT	3-1/8"
MAXIMUM CAPACITIES: CORE BIT	3-1/2"
LENGTH	15.75"
WEIGHT	10.3 lbs.

Dust collection attachments available on pages 15, 23, 320 and 324.

SDS-plus® CHUCKS AND ADAPTERS



SDS-plus® RIGHT-ANGLE ATTACHMENT



- ▶ Easily drill into concrete in hard-to-reach spots. Pivots 360° ensuring correct positioning for any application
- ▶ Impact strength of tool is reduced by approximately 40%
- ▶ Replacement spacer rings sold separately (2916660015, 2916660016)

ITEM #	DESCRIPTION
RHA-50	Right-angle attachment compatible with 11253VSR, 11255VSR, RH228VSR, RH328VSR, 11536VSR and RH328VC-36
1618580000	Right-angle attachment compatible with 11224VSR and 11250VSR (only)

KEYLESS THREE-JAW CHUCK WITH SDS-plus® SHANK


- ▶ 1/2 In. capacity three-jaw chuck with SDS-plus® shank
- ▶ Keyless ratcheting to quickly lock bits in place
- ▶ For use with straight shank drill bits
- ▶ Can be used in the drill-only mode



ITEM #	DESCRIPTION
HA3JAW	Keyless three-jaw chuck with SDS-plus® shank

THREE-JAW CHUCK WITH INTEGRAL SDS-plus® SHANK

- ▶ 1/2 In. capacity chuck with integral SDS-plus® shank
- ▶ Use for straight shank drill bits
- ▶ Can be used in the drill-only mode
- ▶ For all Bosch SDS-plus® rotary hammers



ITEM #	DESCRIPTION
1618571014	Keyed three-jaw chuck with SDS-plus® shank

MASONRY/CONCRETE DRILLING
SDS-plus® ROTARY HAMMER ACCESSORIES

DUST COLLECTION ATTACHMENTS



DUST EXTRACTION ATTACHMENT

- ▶ Attaches to tool and vacuum cleaner hose to provide excellent dust collection when drilling in dust-sensitive areas, such as computer rooms and medical facilities
- ▶ For use with bits up to 3/4 In. in diameter for extracting fine dust
- ▶ Built-in depth gauge
- ▶ For use with most Bosch SDS-plus® rotary hammers
- ▶ Compatible with 11253VSR, 11255VSR, RH228VC, RH328VC, 11536VSR, 11536C, RHH181-01 and RH328VC-36 (see page 128).

ITEM #	DESCRIPTION
HDC100	SDS-plus® depth control dust extraction unit



HDC200

HDC250

HAMMER DRILLING DUST EXTRACTION ATTACHMENTS

- ▶ Dust extraction attachments for drilling holes in concrete and masonry
- ▶ Can be used with a wide variety of drill bit diameters and bit lengths
- ▶ For use with Bosch SDS-max® or SDS-plus® combination/rotary hammer
- ▶ Includes adapter VAC020

ITEM #	DESCRIPTION
HDC200	Optimized for 1/4"-1-3/8" diameter. Maximum hole diameter is 2-5/8"*
HDC250	Optimized for 2-1/4"-5" diameter. Maximum hole diameter is 6"*

*Brush ring needs to be removed



BOSCH
Invented for life



MASONRY/CONCRETE DRILLING
SDS-plus® ROTARY HAMMER ACCESSORIES

SDS-plus® BULLDOG™ XTREME 100% CARBIDE HEAD DRILL BIT



DIFFUSION BONDING TECHNOLOGY

Produces carbide and steel bonding at a molecular level

100% CARBIDE TIP

Provides 4x life in concrete and rebar for longest-lasting SDS-plus® design

WEAR MARK

For precise anchoring applications



4x
LONGER LIFE
IN REINFORCED
CONCRETE

UP TO
25%
MORE HOLES
PER CHARGE



FOUR-FLUTED TIP

Transfers dust away faster, keeping the tip cooler and the hole cleaner

SHIFT TO TWO-FLUTES

Removes larger amounts of material from the hole



SDS-plus® HAMMER BITS AND CHISELS



SDS-plus® BULLDOG™ XTREME ROTARY HAMMER DRILL BITS



ITEM #	DIAMETER	USABLE LENGTH	OVERALL LENGTH	QUANTITY	BULK ITEM #	BULK QTY.
HCFC2000	5/32"	2"	4"	1	—	—
HCFC2001	5/32"	4"	6"	1	—	—
HCFC2010	3/16"	2"	4"	1	HCFC2010B25	25
HCFC2011	3/16"	4"	6-1/2"	1	HCFC2011B10 HCFC2011B25	10 25
HCFC2012	3/16"	6"	8-1/2"	1	HCFC2012B25	25
HCFC2013	3/16"	8"	10"	1	—	—
HCFC2014	3/16"	10"	12"	1	HCFC2014B25	25
HCFC2031	7/32"	4"	6-1/2"	1	—	—
HCFC2034	7/32"	10"	12"	1	—	—
HCFC2040	1/4"	2"	4"	1	HCFC2040B25	25
HCFC2041	1/4"	4"	6-1/2"	1	HCFC2041B10 HCFC2041B25	10 25
HCFC2042	1/4"	6"	8-1/2"	1	HCFC2042B25	25
HCFC2044	1/4"	10"	12"	1	HCFC2044B25	25
HCFC2051	5/16"	4"	6"	1	HCFC2051B25	25
HCFC2054	5/16"	10"	12"	1	—	—
HCFC2061	3/8"	4"	6"	1	HCFC2061B25	25
HCFC2064	3/8"	10"	12"	1	HCFC2064B25	25
HCFC2067	3/8"	16"	18"	1	—	—
HCFC2072	7/16"	4"	6"	1	—	—
HCFC2074	7/16"	10"	12"	1	—	—
HCFC2081	1/2"	4"	6"	1	HCFC2081B25	25
HCFC2084	1/2"	10"	12"	1	HCFC2084B25	25
HCFC2087	1/2"	16"	18"	1	—	—
HCFC2092	9/16"	4"	6"	1	—	—
HCFC2094	9/16"	10"	12"	1	—	—
HCFC2097	9/16"	16"	18"	1	—	—
HCFC2101	5/8"	4"	6"	1	—	—
HCFC2102	5/8"	6"	8-1/2"	1	—	—
HCFC2103	5/8"	10"	12"	1	—	—
HCFC2104	5/8"	16"	18"	1	—	—
HCFC2223*	3/4"	6"	8"	1	—	—
HCFC2224*	3/4"	8"	10"	1	—	—
HCFC2227*	3/4"	16"	18"	1	—	—
HCFC2244*	7/8"	8"	10"	1	—	—
HCFC2245*	7/8"	10"	12"	1	—	—
HCFC2247*	7/8"	16"	18"	1	—	—
HCFC2263*	1"	8"	10"	1	—	—
HCFC2267*	1"	16"	18"	1	—	—
HCFC2283*	1-1/8"	8"	10"	1	—	—
HCFC2287*	1-1/8"	16"	18"	1	—	—

*Four cutter

MASONRY/CONCRETE DRILLING
 SDS-plus® ROTARY HAMMER ACCESSORIES



BOSCH
Invented for life



SDS-plus® BULLDOG™ ROTARY HAMMER DRILL BITS



- ▶ 15% faster in concrete (compared to S4L)
- ▶ Optimized brazing and hardening process for long life
- ▶ Manufactured to ANSI specification B212.15

- ▶ Optimized flute design to reduce bit stress and make the bit run cooler
- ▶ Centric tip for optimal hole geometry

MASONRY/CONCRETE DRILLING
SDS-plus® ROTARY HAMMER ACCESSORIES

ITEM #	DIAMETER	USABLE LENGTH	OVERALL LENGTH	QTY.	BULK ITEM #	BULK QTY.
HC2000	5/32"	2"	4"	1	—	—
HC2001	5/32"	4"	6"	1	HC2001B5 HC2001B10 HC2001B25	5 10 25
HC2009	5/32"	6"	8"	1	—	—
HC2010	3/16"	2"	4"	1	HC2010B5 HC2010B25	5 25
HC2011	3/16"	4"	6"	1	HC2011B5 HC2011B10 HC2011B25	5 10 25
HC2012	3/16"	6"	8"	1	HC2012B5 HC2012B25	5 25
HC2014	3/16"	10"	12"	1	HC2014B5 HC2014B25	5 25
HC2016	3/16"	16"	18"	1	—	—
HC2031	7/32"	4"	6"	1	HC2031B5 HC2031B25	5 25
HC2032	7/32"	6"	8"	1	HC2032B25	25
HC2034	7/32"	10"	12"	1	—	—
HC2040	1/4"	2"	4"	1	HC2040B5 HC2040B25	5 25
HC2041	1/4"	4"	6"	1	HC2041B5 HC2041B10 HC2041B25	5 10 25
HC2042	1/4"	6"	8"	1	HC2042B5 HC2042B25	5 25
HC2044	1/4"	10"	12"	1	—	—
HC2046	1/4"	16"	18"	1	—	—
HC2051	5/16"	4"	6"	1	HC2051B5 HC2051B25	5 25
HC2052	5/16"	6"	8"	1	—	—
HC2054	5/16"	10"	12"	1	—	—
HC2055	5/16"	16"	18"	1	—	—
HC2061	3/8"	4"	6"	1	HC2061B5 HC2061B10 HC2061B25	5 10 25
HC2062	3/8"	6"	8"	1	—	—
HC2064	3/8"	10"	12"	1	HC2064B5 HC2064B25	5 25
HC2067	3/8"	16"	18"	1	—	—
HC2068	3/8"	22"	24"	1	—	—
HC2069	3/8"	37"	39"	1	—	—
HC2073	7/16"	6"	8"	1	—	—
HC2074	7/16"	10"	12"	1	—	—
HC2081	1/2"	4"	6"	1	HC2081B5 HC2081B10 HC2081B25	5 10 25
HC2083	1/2"	6"	8"	1	—	—
HC2084	1/2"	10"	12"	1	HC2084B5 HC2084B25	5 25
HC2087	1/2"	16"	18"	1	—	—
HC2088	1/2"	22"	24"	1	—	—
HC2089	1/2"	37"	39"	1	—	—
HC2093	9/16"	6"	8"	1	—	—
HC2094	9/16"	10"	12"	1	—	—
HC2097	9/16"	16"	18"	1	—	—
HC2102	5/8"	6"	8"	1	HC2102B5 HC2102B25	5 25
HC2104	5/8"	10"	12"	1	—	—
HC2107	5/8"	16"	18"	1	—	—

ITEM #	DIAMETER	USABLE LENGTH	OVERALL LENGTH	QTY.	BULK ITEM #	BULK QTY.
HC2108	5/8"	22"	24"	1	—	—
HC2109	5/8"	37"	39"	1	—	—
HC2122	3/4"	6"	8"	1	—	—
HC2124	3/4"	10"	12"	1	—	—
HC2127	3/4"	16"	18"	1	—	—
HC2128	3/4"	22"	24"	1	—	—
HC2129	3/4"	37"	39"	1	—	—
HC2146	7/8"	8"	10"	1	—	—
HC2147	7/8"	16"	18"	1	—	—
HC2163	1"	8"	10"	1	—	—
HC2167	1"	16"	18"	1	—	—

SDS-plus® BULLDOG™ ROTARY HAMMER DRILL BIT SETS

ITEM #	# OF PIECES	INCLUDES	CASE TYPE
HCK001	7	(1) 3/16" x 2" x 4", (1) 1/4" x 2" x 4", (2) 1/4" x 4" x 6", (1) 5/16" x 4" x 6", (1) 3/8" x 4" x 6", (1) 1/2" x 4" x 6"	Brute Tough
HCK005	5	(1) 3/16" x 4" x 6", (1) 1/4" x 2" x 4", (1) 1/4" x 4" x 6", (1) 3/8" x 4" x 6", (1) 1/2" x 4" x 6"	Tube
HCST006	6	(1) 5/32" x 4" x 6", (1) 3/16" x 4" x 6", (1) 1/4" x 2" x 4", (1) 3/8" x 4" x 6", (1) flat chisel, (1) point chisel	Brute Tough



HCK001



HCK005



HCST006

UNLEASH YOUR BULLDOG

HARDEST HITTING HAMMERS
LONGEST LASTING BITS



BULLDOG

Bosch secures its reputation as the industry leader in concrete power tools and accessories with every use of its Bulldog™ line of rotary hammers and concrete bits.

Engineered to handle everyday applications and designed to user specifications, all Bulldog™ rotary hammers deliver unsurpassed striking power-to-weight ratios. The result is high-performance tools that get the job done faster and with less user fatigue.

The Bosch Bulldog™ bit accessory line offers faster speeds in applications for lightweight and spec concrete. Bulldog™ Xtreme bits and chisels are built around full-head carbide that lasts longer than competitive offerings. An innovative design provides faster drilling speeds and longer life, with toughness that withstands multiple rebar strikes.

Bosch is concrete to the core with the Bulldog™ line of rotary hammers and bits.



BOSCH
Invented for life



SDS-plus® REBAR CUTTERS



ITEM #	DIAMETER	LENGTH	QTY.
RC2064	3/8"	12"	1
RC2084	1/2"	12"	1
RC2094	9/16"	12"	1
RC2104	5/8"	12"	1
RC2124	3/4"	12"	1
RC2144	7/8"	12"	1
RC2164	1"	12"	1
RC2168	1-1/8"	12"	1
RC2172	1-1/4"	12"	1
RC2176	1-1/2"	12"	1

*Available in straight shank—see page 10

SDS-plus® STOP DRILL BITS

ITEM #	DIAMETER	USABLE LENGTH	ANCHOR DIAMETER
HCSTP2061	3/8"	1-1/16"	1/4"
HCSTP2081	1/2"	13/16"	3/8"
HCSTP2083	1/2"	1-11/16"	3/8"
HCSTP2084	5/8"	1-3/16"	1/2"
HCSTP2086	5/8"	2-1/16"	1/2"

CONCRETE SCREW ANCHORING SYSTEM

Holds tight tolerances that are critical to precision anchoring



SDS-plus® SHANK

**HIGH-QUALITY
CARBIDE TIP**
For long life

COMMON APPLICATIONS:

- ▶ Conduit
- ▶ Electrical boxes
- ▶ Pipe straps
- ▶ HVAC strapping
- ▶ Sign fastening
- ▶ Window frames
- ▶ Backer boards

SDS-plus® BULLDOG™ XTREME HEX DRIVE ROTARY HAMMER DRILL BITS



ITEM #	DIAMETER	USABLE LENGTH	OVERALL LENGTH	QTY.
HCFC2302	5/32"	4"	6.5"	1
HCFC2312	3/16"	4"	6.5"	1

SDS-plus® BULLDOG™ HEX DRIVE ACCESSORY AND KIT

For use with masonry fastening systems/hex sleeve drive tools. Hex drive on bit fits into driver sleeve.

- ▶ 1/4 In. hex shoulder for drive sleeve used to set masonry screws



AD2300

HC2309

SDS-plus® BULLDOG™ HEX DRIVE ROTARY HAMMER DRILL BITS



For use with masonry fastening systems/hex sleeve drive tools. Hex drive on bit fits into driver sleeve.

- ▶ Manufactured to ANSI specification B212.15

ITEM #	DIAMETER	USABLE LENGTH	OVERALL LENGTH	QTY.	BULK ITEM #	BULK QTY.
HC2302	5/32"	3-1/2"	6"	1	HC2302B25	25
HC2312	3/16"	3-1/2"	6"	1	HC2312B25	25
HC2341	1/4"	3-1/2"	6"	1	HC2341B25	25

ITEM #	DESCRIPTION
AD2300	Anchor drive sleeve used to set masonry screws and concrete anchors. Accepts 5/32", 3/16" and 1/4" bits
HC2309	7 pc anchor drive installation kit: 5/32"×6" and 3/16"×6" hex bits, #2 and #3 Phillips® power bits, 5-3/4" sleeve, 1/4" and 5/16" sockets

NOTE: Drill bits (or extension + drill bit) in excess of 8" should never exceed 600 RPM

SPEEDCORE THIN-WALL CORE DRILL BITS

CORE BIT ASSEMBLY
Screw core bit onto shank



One-Piece SDS-plus® Extension



Thin-Wall Core Bit

SDS-plus® SPEEDCORE THIN-WALL CORE DRILL BITS

Bosch SDS-plus® thin-wall core drill bits are designed for drilling with smaller hammers; core body range is 1 in. up to 4-3/8 in. with a usable cutting depth of 3 in.



ITEM #	DIAMETER	ITEM #	DIAMETER	ITEM #	DESCRIPTION
T3910SC	1"	T3916SC	2-11/16"	T3922	3" extension straight (2 pc)
T3911SC	1-3/16"	T3917SC	3-1/8"	T3923SC	4" extension SDS-plus® (2 pc)
T3912SC	1-3/8"	T3918SC	3-3/16"	T3924	SpeedCore pilot bit
T3913SC	1-9/16"	T3919SC	3-1/2"	T3925SC	7" extension SDS-plus® (1 pc)
T3914SC	1-7/8"	T3920SC	3-7/8"	T3926SC	13" extension SDS-plus® (1 pc)
T3915SC	2-9/16"	T3921SC	4-3/8"	T3927SC	17" extension SDS-plus® (1 pc)

NOTE: Drill bits (or extension + drill bit) in excess of 8" should never exceed 600 RPM

MORTAR KNIFE

1/8 IN., 1/4 IN. AND 3/8 IN. WIDTHS

Ensure precise fit between brick, block and stone without jamming



MORTAR KNIFE FITS ALL SDS-plus® ROTARY HAMMERS FOR MAXIMUM POWER TRANSFER

PRECISION PLUNGE TIP

Controls depth in mortar for greater efficiency

SHARP STRAIGHT EDGE

Cuts away debris quickly and easily, avoiding damage to the work surface

SDS-plus® BULLDOG™ HAMMER STEEL



ITEM #	DESCRIPTION	QTY.	BULK ITEM #	BULK QTY.
HS1415	10" point	1	—	—
HS1420	3/4" x 10" chisel	1	—	—
HS1430	1/4" x 7" wood chisel	1	—	—
HS1435	1/2" x 7" wood chisel	1	—	—
HS1440	3/4" x 7" wood chisel	1	—	—
HS1445	1" x 7" wood chisel	1	—	—
HS1450	1-1/4" x 7" wood chisel	1	—	—

ITEM #	DESCRIPTION	QTY.	BULK ITEM #	BULK QTY.
HS1475	10" gouging chisel	1	—	—
HS1480	8" carbide-tipped point	1	—	—
HS1485	1-1/2" x 5-3/4" stubby scaling chisel	1	—	—
HS1490	5-3/4" stubby point	1	—	—
HS1495	3/4" x 5-3/4" stubby flat chisel	1	—	—

SDS-plus® BULLDOG™ XTREME HAMMER STEEL



Bosch offers a full assortment of SDS-plus® hammer steel points and chisels.

- ▶ **HS1465** removes material up to 40% faster than conventional tile chisels. Ideal for smaller grout joints and specially shaped for prying and removing tile in one piece
- ▶ **HS1470** viper flat chisel and **HS1472** pointed chisel provide 30% longer life and 15% more material removal

ITEM #	DESCRIPTION	QTY.	BULK ITEM #	BULK QTY.
HS1400	1/4" mortar knife	1	HS1400B5 HS1400B25	5 25
HS1401	3/8" mortar knife	1	HS1401B5 HS1401B25	5 25
HS1402	1/8" mortar knife	1	HS1402B5 HS1402B25	5 25
HS1427	2-1/2" x 10" wide chisel	1	—	—
HS1465	1-1/2" x 10" tile chisel	1	—	—
HS1470	3/4" x 10" viper flat chisel (long life)	1	—	—
HS1472	10" star-point chisel twist (long life)	1	—	—



BOSCH
Invented for life



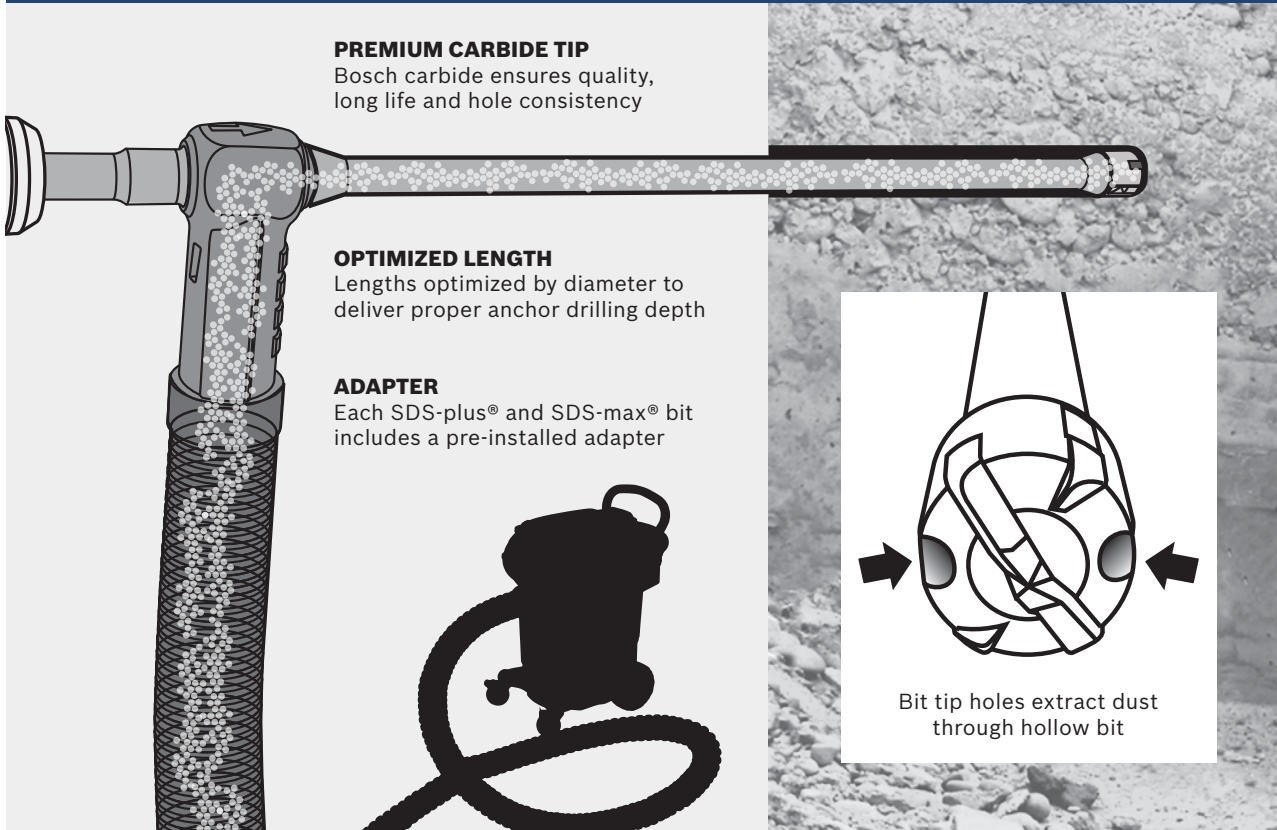
MASONRY/CONCRETE DRILLING
SDS-plus® ROTARY HAMMER ACCESSORIES



MASONRY/CONCRETE DRILLING
SDS-plus® ROTARY HAMMER ACCESSORIES

SPEED CLEAN™ DUST EXTRACTION BITS

ELIMINATES 90% OF AIRBORNE SILICA DUST
TIME SAVINGS UP TO 50% PER ANCHOR



OSHA SILICA DUST SOLUTION



SPEEDCLEAN™



HEPA
Dust Extractor
and Filter



**RESPIRABLE
OSHA SILICA
DUST COMPLIANT**

ANCHORING SOLUTION



SPEEDCLEAN™



HEPA
Dust
Extractor
and Filter



**UP TO 50% FASTER
ANCHOR INSTALLATION**

Adhesive dust cleaning not required

SDS-plus® SPEED CLEAN™ DUST EXTRACTION BITS

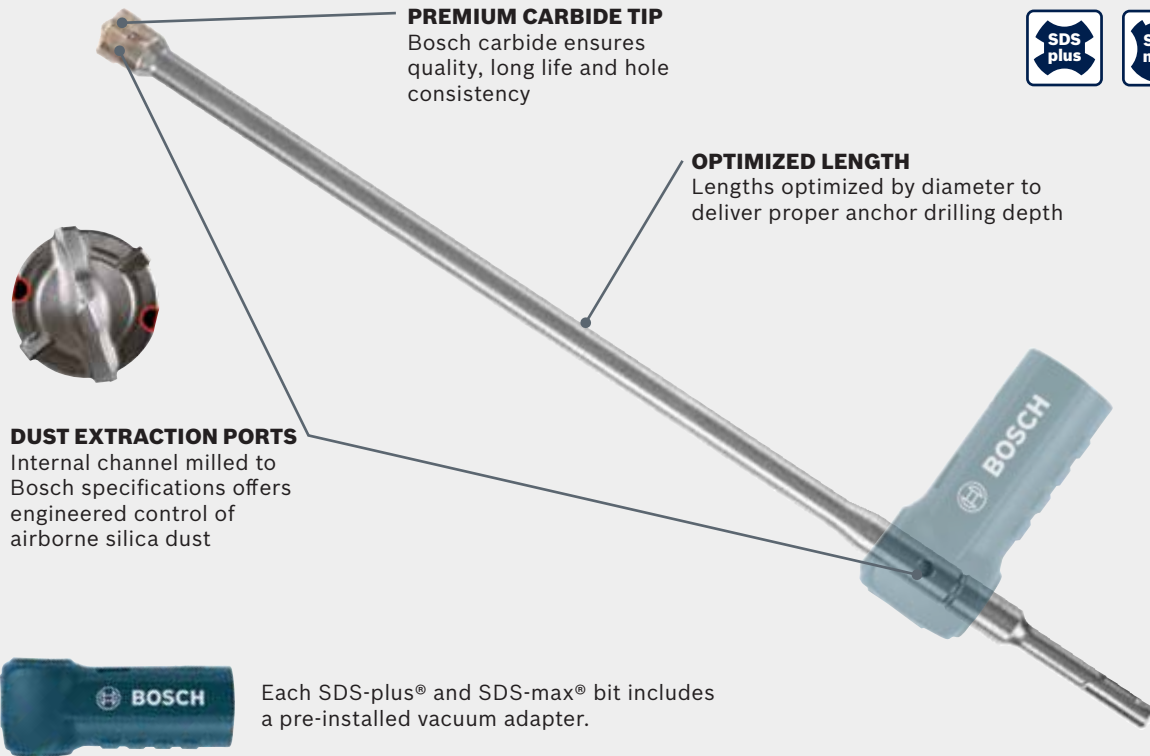


SDS-plus® SPEED CLEAN™ DUST EXTRACTION DRILL BIT AND ADAPTER



- ▶ CONTROLS AIRBORNE SILICA DUST
- ▶ 50% FASTER ANCHOR INSTALLATION

AVAILABLE FOR SDS-plus® AND SDS-max® HAMMERS



PREMIUM CARBIDE TIP
Bosch carbide ensures quality, long life and hole consistency

OPTIMIZED LENGTH
Lengths optimized by diameter to deliver proper anchor drilling depth

DUST EXTRACTION PORTS
Internal channel milled to Bosch specifications offers engineered control of airborne silica dust

Each SDS-plus® and SDS-max® bit includes a pre-installed vacuum adapter.

*Always follow manufacturer installation instructions for proper anchor installation methods.

SDS-plus® SPEED CLEAN™ DUST EXTRACTION DRILL BITS



ITEM #	DIAMETER	USABLE LENGTH	OVERALL LENGTH	QTY.
HCD2074*	7/16"	7-1/2"	13"	1
HCD2084*	1/2"	7-1/2"	13"	1
HCD2094*	9/16"	10"	15"	1
DXS2104	5/8"	10"	15"	1
DXS2114	11/16"	12-1/2"	18"	1
DXS2124	3/4"	12-1/2"	18"	1

*Available in SDS-max®—see page 30

**Adapter included

† Adhesive code approval pending

For additional dust collection information and options see pages 314–332.

SDS-plus® SPEED CLEAN™ ADAPTER



ITEM #	DESCRIPTION
DXSPLUS	Rubber adapter connecting SDS-plus® Speed Clean™ dust extraction bits to standard 35mm diameter vacuum hose

MASONRY/CONCRETE DRILLING
SDS-plus® ROTARY HAMMER ACCESSORIES



BOSCH
Invented for life



SDS-max® HAMMERS

MASONRY/CONCRETE DRILLING
SDS-max® HAMMERS

1-9/16" SDS-max® COMBINATION HAMMER

RH540M



- ▶ “Combination” Dual-Mode Selector—Two modes of operation: rotary hammer and hammer only
- ▶ Integral Clutch—Disengages torque transmission if the bit gets into a bind situation
- ▶ Vario-Lock Positioning—Rotates and locks chisel into 12 different positions to optimize working angle
- ▶ Innovative Service Modules—Allows qualified service technician to quickly replace brushes and cord

INCLUDES

Auxiliary Handle **1619P07778**
Grease Tube **1615430010**
Carrying Case **1619P10379**

SPECIFICATIONS

RATING	120V
AMPERAGE	12.0
NO LOAD RPM	170–340
NO LOAD BPM	1,500–2,900
IMPACT ENERGY (FT.-LBS.)	6.1 EPTA
MAXIMUM CAPACITIES: CONCRETE	1-9/16"
MAXIMUM CAPACITIES: CONCRETE CORE BIT	4"
LENGTH	19.0"
WEIGHT	15.2 lbs.

Dust collection attachments available on pages 28, 30, 320 and 324.

1-5/8" SDS-max® COMBINATION HAMMER

11264EVS



- ▶ Vibration Control—Vibration reduction in the hammer mechanism and grip provide maximum user comfort
- ▶ Turbo Power Feature—Delivers 20% more power in hammer-only mode
- ▶ Integral Clutch—Disengages torque transmission if the bit gets into a bind situation

INCLUDES

Auxiliary Handle **1612025055**
Grease Tube **1615430010**
Carrying Case **1615438461**

SPECIFICATIONS

RATING	120V
AMPERAGE	13.0
NO LOAD RPM	170–340
NO LOAD BPM	1,700–2,900
IMPACT ENERGY (FT.-LBS.)	6.5 EPTA
MAXIMUM CAPACITIES: CONCRETE	1-5/8"
MAXIMUM CAPACITIES: CONCRETE THRU HOLE BIT	2-9/16"
MAXIMUM CAPACITIES: CONCRETE CORE BIT	4-1/8"
OPTIMAL CONCRETE CAPACITY RANGE	1/2"–1-7/16"
LENGTH	19.25"
WEIGHT	15.2 lbs.

Dust collection attachments available on pages 28, 30, 320 and 324.

1-3/4" SDS-max® COMBINATION HAMMER

RH745



- ▶ “Combination” Dual-Mode Selector—Two modes of operation: rotary hammer and hammer only
- ▶ Constant Response Circuitry—Provides soft-start, constant speed under load, and overload protection
- ▶ Turbo Power Feature—Delivers 20% more power in hammer-only mode
- ▶ Integral Clutch—Disengages torque transmission if bit gets into a bind situation

INCLUDES

Auxiliary Handle **1612025004**
Grease Tube **1615430010**
Carrying Case **161543851A**

SPECIFICATIONS

RATING	120V
AMPERAGE	13.5
NO LOAD RPM	150–305
NO LOAD BPM	1,380–2,760
IMPACT ENERGY (FT.-LBS.)	8.2 EPTA
MAXIMUM CAPACITIES: CONCRETE	1-3/4"
MAXIMUM CAPACITIES: CONCRETE THRU HOLE BIT	3"
MAXIMUM CAPACITIES: CONCRETE CORE BIT	5"
OPTIMAL CONCRETE CAPACITY RANGE	5/8"–1-9/16"
LENGTH	21.0"
WEIGHT	18.5 lbs.

Dust collection attachments available on pages 28, 30, 320 and 324.

1-7/8" SDS-max® COMBINATION HAMMER

RH850VC



- ▶ "Combination" Dual-Mode Selector—Two modes of operation: rotary hammer and hammer only
- ▶ Constant Response Circuitry—Provides soft-start, constant speed under load, and overload protection
- ▶ Integral Clutch—Disengages torque transmission if bit gets into a bind situation
- ▶ Vibration Control—Vibration reduction in the hammer mechanism and grip provide maximum user comfort

INCLUDES

Auxiliary Handle **1612025004**
 Grease Tube **1615430010**
 Carrying Case **161543851A**

SPECIFICATIONS

RATING	120V
AMPERAGE	14.5
NO LOAD RPM	150–305
NO LOAD BPM	1,380–2,750
IMPACT ENERGY (FT.-LBS.)	9.3 EPTA
MAXIMUM CAPACITIES: CONCRETE	1-7/8"
MAXIMUM CAPACITIES: CONCRETE THRU HOLE BIT	3-1/8"
MAXIMUM CAPACITIES: CONCRETE CORE BIT	6"
OPTIMAL CONCRETE CAPACITY RANGE	3/4"-1-3/4"
LENGTH	21.4"
WEIGHT	19.7 lbs.

Dust collection attachments available on pages 28, 30, 320 and 324.

2" SDS-max® COMBINATION HAMMER

RH1255VC



- ▶ "Combination" Dual-Mode Selector—Two modes of operation: rotary hammer and hammer only
- ▶ Constant Response Circuitry—Provides soft-start, constant speed under load, and overload protection
- ▶ Integral Clutch—Disengages torque transmission if bit gets into a bind situation
- ▶ Service Minder Light—Indicates when preventative maintenance is required

INCLUDES

Auxiliary Handle **1602025004**
 Grease Tube **1615430010**
 Carrying Case **1615438705**

SPECIFICATIONS

RATING	120V
AMPERAGE	15.0
NO LOAD RPM	100–220
NO LOAD BPM	1,000–2,150
IMPACT ENERGY (FT.-LBS.)	14.1 EPTA
MAXIMUM CAPACITIES: CONCRETE	2"
MAXIMUM CAPACITIES: CONCRETE THRU HOLE BIT	3-1/8"
MAXIMUM CAPACITIES: CONCRETE CORE BIT	6"
OPTIMAL CONCRETE CAPACITY RANGE	1"-2"
LENGTH	23.6"
WEIGHT	26.2 lbs.

Dust collection attachments available on pages 28, 30, 320 and 324.

MASONRY/CONCRETE DRILLING
SDS-max® HAMMERS



BOSCH
Invented for life



SDS-max® DEMOLITION HAMMER

DH507



- ▶ Vario-Lock Positioning—Rotates and locks chisel into 12 different positions to optimize working angle
- ▶ 360° Auxiliary Handle—Provides a wide range of movement along with operator comfort
- ▶ Innovative Service Modules—Designed for quick brush and cord replacement by qualified technician

INCLUDES
 Auxiliary Handle **1619P07778**
 Grease Tube **1615430010**
 Carrying Case **1619P07831**

SPECIFICATIONS	
RATING	120V
AMPERAGE	10.0
NO LOAD BPM	1,350–2,800
IMPACT ENERGY (FT.-LBS.)	5.6 EPTA
LENGTH	17.5"
WEIGHT	12.4 lbs.

Dust collection attachments available on pages 28 and 324.

MASONRY/CONCRETE DRILLING
SDS-max® DEMOLITION HAMMERS

SDS-max® DEMOLITION HAMMER

11321EVS



- ▶ Vibration Control—Vibration reduction in the hammer mechanism and grip provide maximum user comfort for extended periods of work
- ▶ Constant Response Circuitry—Provides soft-start, constant speed under load, and overload protection
- ▶ Vario-Lock Positioning—Rotates and locks chisel into 12 different positions to optimize working angle
- ▶ Auto-Max Variable-Speed Dial—Designed to automatically ensure maximum speed and power every time the tool is plugged in

INCLUDES
 Auxiliary Handle **1612025061**
 Grease Tube **1615430010**
 Carrying Case **16054381CC**

SPECIFICATIONS	
RATING	120V
AMPERAGE	13.0
NO LOAD BPM	1,300–2,900
IMPACT ENERGY (FT.-LBS.)	6.1 EPTA
LENGTH	18.6"
WEIGHT	13.7 lbs.

Dust collection attachments available on pages 28 and 324.

SDS-max® DEMOLITION HAMMER

DH712VC



- ▶ Vibration Control—Vibration reduction in the hammer mechanism and grip provide maximum user comfort for extended periods of work
- ▶ Constant Response Circuitry—Provides soft-start, constant speed under load, and overload protection
- ▶ Vario-Lock Positioning—Rotates and locks chisel into 12 different positions to optimize working angle

INCLUDES
 Auxiliary Handle **1615132131**
 Grease Tube **1615430010**
 Carrying Case **161543851A**

SPECIFICATIONS	
RATING	120V
AMPERAGE	14.5
NO LOAD BPM	1,380–2,760
IMPACT ENERGY (FT.-LBS.)	9.6 EPTA
LENGTH	21.3"
WEIGHT	18.3 lbs.

Dust collection attachments available on pages 28 and 324.

SDS-max® DEMOLITION HAMMER

11316EVS



- ▶ Variable-Speed Dial—For controlled chipping applications
- ▶ Constant Response Circuitry—Provides soft-start, constant speed under load, and overload protection
- ▶ Vario-Lock Positioning—Rotates and locks chisel into 12 different positions to optimize working angle
- ▶ Service Minder Light—Indicates when preventative maintenance is required

INCLUDES
 Auxiliary Handle **2602025076**
 Grease Tube **1615430010**
 Carrying Case **2605438297**

SPECIFICATIONS	
RATING	120V
AMPERAGE	14.0
NO LOAD BPM	900–1,890
IMPACT ENERGY (FT.-LBS.)	12.4 EPTA
LENGTH	22.5"
WEIGHT	22.5 lbs.

Dust collection attachments available on pages 28 and 324.

SDS-max® DEMOLITION HAMMER

DH1020VC



- ▶ In-Line Design—Perfect handling for downward/vertical chiseling applications
- ▶ Vibration Control—Vibration reduction in the hammer mechanism and grip provide maximum user comfort for extended periods of work
- ▶ Constant Response Circuitry—Provides soft-start, constant speed under load, and overload protection
- ▶ Vario-Lock Positioning—Rotates and locks chisel into 12 different positions to optimize working angle

INCLUDES
 Auxiliary Handle **1615132131**
 Grease Tube **1615430010**
 Carrying Case **1615438492**

SPECIFICATIONS	
RATING	120V
AMPERAGE	15.0
NO LOAD BPM	850–1,800
IMPACT ENERGY (FT.-LBS.)	17.0 EPTA
LENGTH	27.5"
WEIGHT	25.1 lbs.

Dust collection attachments available on pages 28 and 324.



MASONRY/CONCRETE DRILLING
SDS-max® DEMOLITION HAMMERS



BOSCH
 Invented for life



SDS-max® ADAPTERS

SDS-max® ROTARY HAMMER ADAPTERS

Bosch offers adapters to make it easy to move up to SDS-max® while still utilizing current SDS-plus® and spline accessories.

ITEM #	DESCRIPTION
HA1030	SDS-max® to SDS-plus® adapter
HA1031	SDS-max® to spline adapter
HA1032	SDS-max® to 1/2"-20 thread



DUST COLLECTION ATTACHMENTS

HAMMER DRILLING DUST EXTRACTION ATTACHMENTS

- ▶ Dust extraction attachments for drilling holes in concrete and masonry
- ▶ Can be used with a wide variety of drill bit diameters and bit lengths
- ▶ For use with Bosch SDS-max® or SDS-plus® combination/rotary hammer
- ▶ Includes adapter VAC020



ITEM #	DESCRIPTION
HDC200	Optimized for 1/4"-1-3/8" diameter. Maximum hole diameter is 2-5/8"*
HDC250	Optimized for 2-1/4"-5" diameter. Maximum hole diameter is 6"*

*Brush ring needs to be removed

CHISELING DUST EXTRACTION ATTACHMENT

- ▶ Dust extraction attachment for chiseling into concrete/masonry. For best results, keep the attachment within 3 in. of the bit tip
- ▶ For use with Bosch SDS-max® or spline chisels
- ▶ Toolless Installation—Installs easily and quickly without additional tools
- ▶ Accommodates a variety of chisel lengths; easily change out chisels without removing the attachment



ITEM #	INCLUDES
HDC300	Extension tube and (3) adapter pieces



GRL 400 H SELF-LEVELING ROTARY LASER

For fast, fully automatic exterior self-leveling. The durable Bosch GRL 400 H rotary laser makes concrete leveling easy while delivering maximum accuracy.

See page 364 for more information on the GRL 400 H Self-Leveling Rotary Laser.



SDS-max® SPEEDXTREME™ 100% CARBIDE HEAD



Speed
Xtreme

PROVIDES UP TO
5x LIFE

IN REBAR VS. COMPETITIVE
CARBIDE HEAD BIT

ACTIVE-CENTERING TIP

Provides rounder holes
for precision-anchoring
applications

WEAR MARK

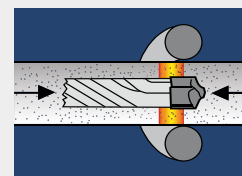
Assures accuracy
of hole diameter

FOUR-FLUTE DESIGN

Aggressively pulls dust
away from the work

FOUR-CUTTER FULL-HEAD CARBIDE

Provides 180° cutting diameter for 100%
power transfer during drilling



**DIFFUSION
BONDING**

For a longer-
lasting bit

SpeedXtreme™ delivers
the widest range of full-head
carbide bits to the SDS-max®
interface

MASONRY/CONCRETE DRILLING
SDS-max® HAMMER ACCESSORIES

SDS-max® SPEEDXTREME™ ROTARY HAMMER DRILL BITS

ITEM #	DIAMETER	USABLE LENGTH	OVERALL LENGTH
HCFC5005*	3/8"	8"	13"
HCFC5010†	1/2"	8"	13"
HCFC5011†	1/2"	16"	21"
HCFC5013†	1/2"	24"	29"
HCFC5015*	9/16"	8"	13"
HCFC5016*	9/16"	16"	21"
HCFC5017*	9/16"	24"	29"
HCFC5020†	5/8"	8"	13"
HCFC5021†	5/8"	16"	21"
HCFC5023†	5/8"	31"	36"
HCFC5024†	5/8"	24"	29"
HCFC5030†	3/4"	8"	13"

ITEM #	DIAMETER	USABLE LENGTH	OVERALL LENGTH
HCFC5031†	3/4"	16"	21"
HCFC5033†	3/4"	31"	36"
HCFC5034†	3/4"	24"	29"
HCFC5040*	7/8"	8"	13"
HCFC5041*	7/8"	16"	21"
HCFC5043*	7/8"	31"	36"
HCFC5044*	7/8"	24"	29"
HCFC5050†	1"	8"	13"
HCFC5051†	1"	16"	21"
HCFC5053†	1"	31"	36"
HCFC5054†	1"	24"	29"

*Available summer 2018 *Available 2019





SDS-max® SPEEDX® ROTARY HAMMER DRILL BITS

Bosch carbide rotary hammer bits feature tips that last longer and deliver more holes within specification than competitors' bits.

- ▶ Manufactured to ANSI specification B212.15
- ▶ SDS-max® rotary hammer bits fit Bosch SDS-max® hammers, but also competitive SDS-max® drive hammers and Hilti® hammers using TE-Y and TE-FY shanks



ITEM #	DIAMETER	USABLE LENGTH	OVERALL LENGTH
HC5005	3/8"	8"	13"
HC5010	1/2"	8"	13"
HC5011	1/2"	16"	21"
HC5013	1/2"	24"	29"
HC5015	9/16"	8"	13"
HC5016	9/16"	16"	21"
HC5017	9/16"	24"	29"
HC5020*	5/8"	8"	13"
HC5021*	5/8"	16"	21"
HC5024*	5/8"	24"	29"
HC5023*	5/8"	31"	36"
HC5026*	11/16"	16"	21"
HC5030*	3/4"	8"	13"
HC5031*	3/4"	16"	21"
HC5034*	3/4"	24"	29"
HC5033*	3/4"	31"	36"
HC5036*	13/16"	16"	21"
HC5040*	7/8"	8"	13"
HC5041*	7/8"	16"	21"
HC5044*	7/8"	24"	29"
HC5043*	7/8"	31"	36"
HC5050*	1"	8"	13"
HC5051*	1"	16"	21"
HC5054*	1"	24"	29"
HC5053*	1"	31"	36"
HC5060*	1-1/8"	8"	13"
HC5061*	1-1/8"	16"	21"
HC5062*	1-1/8"	24"	29"
HC5063*	1-1/8"	31"	36"
HC5070*	1-1/4"	8"	13"
HC5071*	1-1/4"	16"	21"
HC5072*	1-1/4"	24"	29"
HC5073*	1-1/4"	31"	36"
HC5081*	1-3/8"	16"	21"
HC5082*	1-3/8"	24"	29"
HC5083*	1-3/8"	31"	36"
HC5091*	1-1/2"	16"	21"
HC5092*	1-1/2"	24"	29"
HC5093*	1-1/2"	31"	36"
HC5098*	1-3/4"	16"	21"
HC5099*	2"	16"	21"

*Four cutter

SDS-max® THRU-HOLE ROTARY HAMMER DRILL BITS

One-piece, thru-hole bits are designed for fast work without the need to change shanks. The all-in-one core with SDS-max® shank transmits power directly to the end of the bit. Additionally, thru-hole bits are more economical due to their long life.



ITEM #	DIAMETER	USABLE LENGTH	OVERALL LENGTH
HC6501	1-3/4"	18"	24"
HC6511	2-1/8"	18"	24"
HC6521	2-1/2"	18"	24"
HC6531	3-1/8"	18"	24"

NOTE: Drill bits (or extension + drill bit) in excess of 8" should never exceed 600 RPM

SDS-max® SPEED CLEAN™ DUST EXTRACTION DRILL BITS



ITEM #	DIAMETER	USABLE LENGTH	OVERALL LENGTH	QTY.
DXS5034	3/4"	12-1/2"	21"	1
DXS5048	13/16"	15"	25"	1
DXS5044	7/8"	15"	25"	1
DXS5054	1"	17-1/2"	27"	1
DXS5062	1-1/8"	20"	29"	1
DXS5082	1-3/8"	25"	34"	1

*Available in SDS-plus®—see page 23 **Adapter included

For additional dust collection information and options see pages 314-332.

SDS-max® SPEED CLEAN™ ADAPTER



ITEM #	DESCRIPTION
DXSMAX	Rubber adapter connecting SDS-max® Speed Clean™ dust extraction bits to standard 35mm diameter vacuum hose

CORE DRILL BITS WITH WAVE DESIGN

Larger, cleaner holes up to 6 In. in diameter

CARBIDE-TIPPED CENTERING BIT
Item# HC88



ASYMMETRICAL CARBIDE TEETH
For faster cutting, longer life

ONE PIECE DESIGN
Transmits power directly to the end of the bit



WAVE DESIGN
Transfers energy to bit more effectively for up to 40% faster drilling vs. previous design

SDS-max® ROTARY HAMMER CORE DRILL BITS (1 PC)

Bosch SDS-max® carbide-tipped rotary hammer core bits offer an integral shank for better power transmission. Maximum core size is 2-5/8 In. deep.



ITEM #	DIAMETER	USABLE LENGTH	OVERALL LENGTH
HC8501	1-3/4"	7"	12"
HC8506	1-3/4"	17"	22"
HC8510	2"	7"	12"
HC8515	2"	17"	22"
HC8516	2-1/4"	7"	12"
HC8517	2-1/4"	17"	22"
HC8521	2-5/8"	7"	12"
HC8526	2-5/8"	17"	22"
HC8531	3-1/4"	7"	12"
HC8536	3-1/4"	17"	22"
HC8540	3-9/16"	7"	12"
HC8545	3-9/16"	17"	22"
HC8550	4"	7"	12"
HC8555	4"	17"	22"
HC8570	5"	7"	12"
HC8575	5"	17"	22"
HC8595	6"	17"	22"
HC88	—	—	5-5/16"
centering bit			
HCRR001	—	—	—
rubber ring and pin			

NOTE: Drill bits (or extension + drill bit) in excess of 8" should never exceed 600 RPM

SDS-max® CORE DRILL BIT EXTENSIONS

ITEM #	LENGTH
CAM008	8"
CAM018	18"

ROTARY HAMMER CORE DRILL BITS (2 PC)

ITEM #	DIAMETER	ITEM #	DIAMETER
HC7501	1-3/4"	HC7505	3-1/2"
HC7502	2"	HC7506	4"
HC7503	2-1/2"	HC7507	5"
HC7504	3"	HC7508	6"

NOTE: Interchangeable core bits work with SDS-max® or spline adapters



MASONRY/CONCRETE DRILLING
SDS-max® HAMMER ACCESSORIES



BOSCH
Invented for life



SDS-max® R-TEC

The R-Tec Advantage


Bosch SDS-max® chisels with R-Tec technology use an energy diverting reflection element that increases material removal by 15%. Because the energy is dispersed back into the work material, the tool and bit do more of the work with less vibration for the user. And an R-Tec chisel features a unique cutting head with extra wedges for increased breakout. Bosch SDS-max® R-Tec chisels and points produce faster results in less time and help increase overall jobsite productivity and profitability.



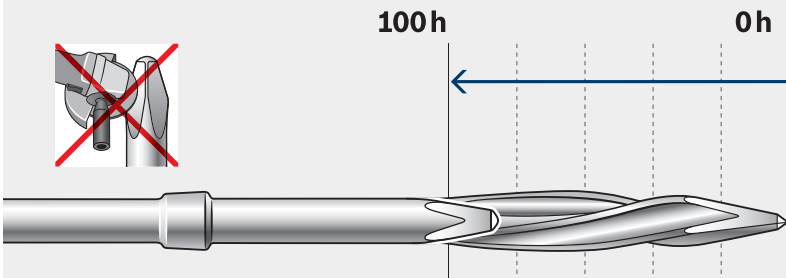
The reflection element diverts the energy of the return shock and converts it into additional impact energy.

15%

**HIGHER REMOVAL RATE
VS. STANDARD CHISEL**

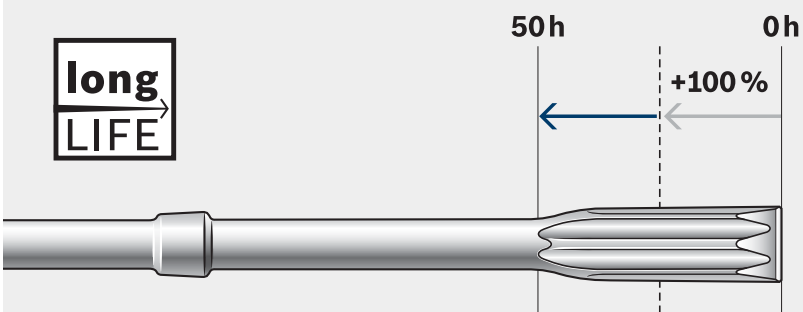


INCREASED POWER OUTPUT



- ▶ No jamming
- ▶ Lifetime of approximately 100 hours
- ▶ 15% higher material removal rate than standard pointed chisels
- ▶ Self-sharpening

DOUBLE MATERIAL REMOVAL RATE



- ▶ 100% longer lifetime due to the self-sharpening cutting edge, resulting in the removal of twice as much material

SDS-max® HAMMER STEEL

Bosch offers a full assortment of SDS-max® hammer steel points and chisels.



ITEM #	DESCRIPTION	SIZE	QTY.	BULK ITEM #	BULK QTY.
HS1934	R-Tec star point chisel <i>self-sharpening, no jam</i>	16"	1	HS1934B10	10
HS1935	R-Tec flat chisel <i>self-sharpening</i>	1"×16"	1	HS1935B	10
HS1936	R-Tec star point chisel twist <i>self-sharpening, no jam</i>	16"	1	—	—
HS1904	R-Tec bull point	16"	1	HS1904B10	10
HS1906	Asphalt cutter	5"×15"	1	—	—
HS1909	Bushing tool, one piece	16 tooth head, 1-3/4" square×9-1/4"	1	—	—
HS1910	Scaling chisel	3"×12"	1	—	—
HS1916	Scaling chisel	1-1/2"×12"	1	—	—
HS1917	Scaling chisel <i>self-sharpening</i>	2"×14"	1	—	—
HS1911	Flat chisel	1"×12"	1	HS1911B20	20
HS1912	Flat chisel	1"×18"	1	HS1912B10	10
HS1913	Bull point	12"	1	HS1913B20	20
HS1914	Bull point	18"	1	HS1914B10	10
HS1915	Tile chisel	2"×12"	1	—	—
HS1918	Floor scraper	6"×25"	1	—	—
HS1920	Seam tool	1-1/8"×15"	1	—	—
HS1921	Slotting tool	1-1/8"×12"	1	—	—
HS1922	Clay spade	4-1/2"×16"	1	—	—
HS1924	Ground rod driver	5/8" and 3/4" rods	1	—	—
HS1926	Round spade	5-3/8"×16"	1	—	—
HS1927	Tamper plate shank	9"	1	—	—
HS1828	Tamper plate	5"×5"	1	—	—
HS1929	Gouge	1"×12"	1	—	—
HS1969	Carbide bushing head	25 tooth head (carbide), 2"×2" square	1	—	—

NOTE: Use HS1969 carbide bushing tool with HS1927 tamper plate shank



MASONRY/CONCRETE DRILLING
 SDS-max® HAMMER ACCESSORIES



BOSCH
Invented for life



SPLINE/ROUND HEX HAMMERS

MASONRY/CONCRETE DRILLING
SPLINE/ROUND HEX HAMMERS

1-9/16" SPLINE COMBINATION HAMMER

RH540S



- ▶ “Combination” Dual-Mode Selector—Two modes of operation: rotary hammer and hammer only
- ▶ Integral Clutch—Disengages torque transmission if the bit gets into a bind situation
- ▶ Vario-Lock Positioning—Rotates and locks chisel into 12 different positions to optimize working angle
- ▶ Innovative Service Modules—Allows qualified service technician to quickly replace brushes and cord

INCLUDES

Auxiliary Handle **1619P07778**
Grease Tube **1615430010**
Carrying Case **1619P10379**

SPECIFICATIONS

RATING	120V
AMPERAGE	12.0
NO LOAD RPM	170–340
NO LOAD BPM	1,500–2,900
IMPACT ENERGY (FT.-LBS.)	6.1 EPTA
MAXIMUM CAPACITIES: CONCRETE	1-9/16"
MAXIMUM CAPACITIES: CONCRETE-THRU HOLE BIT	2-1/2"
MAXIMUM CAPACITIES: CONCRETE-CORE BIT	4"
OPTIMAL CONCRETE CAPACITY RANGE	1/2"–1-3/8"
LENGTH	19.0"
WEIGHT	15.0 lbs.

Dust collection attachments available on pages 28, 30, 320 and 324.

1-5/8" SPLINE COMBINATION HAMMER

11265EVs



- ▶ Vibration Control—Vibration reduction in the hammer mechanism and grip provide maximum user comfort for extended periods of work
- ▶ Turbo Power Feature—Delivers 20% more power in hammer-only mode
- ▶ Integral Clutch—Disengages torque transmission if the bit gets into a bind situation
- ▶ Auto-Max Variable Speed Dial—Designed to ensure maximum speed and power every time the tool is plugged in

INCLUDES

Auxiliary Handle **1612025055**
Grease Tube **1615430010**
Carrying Case **1615438461**

SPECIFICATIONS

RATING	120V
AMPERAGE	13.0
NO LOAD RPM	170–340
NO LOAD BPM	1,700–2,900
IMPACT ENERGY (FT.-LBS.)	6.5 EPTA
MAXIMUM CAPACITIES: CONCRETE	1-5/8"
MAXIMUM CAPACITIES: CONCRETE-THRU HOLE BIT	2-9/16"
MAXIMUM CAPACITIES: CONCRETE-CORE BIT	4-1/8"
OPTIMAL CONCRETE CAPACITY RANGE	1/2"–1-7/16"
LENGTH	19.25"
WEIGHT	15.1 lbs.

Dust collection attachments available on pages 28, 30, 320 and 324.

SPLINE ADAPTERS

SPLINE ROTARY HAMMER ADAPTERS

Use these Bosch adapters with a spline hammer to utilize B taper and SDS-plus® accessories.



ITEM #	DESCRIPTION
HA1020	Spline drive to SDS-plus® adapter
1601030009	Drift pin (for T1831)

SPLINE HAMMER CARBIDE AND ROUND HEX HAMMER STEEL

SPLINE SPEEDX® ROTARY HAMMER DRILL BITS

Bosch spline rotary hammer drill bits are carbide tipped, fit Bosch and other spline hammers. Manufactured to ANSI specification B212.15.



ITEM #	DIAMETER	USABLE LENGTH	OVERALL LENGTH
HC4501†	3/8"	8"	13"
HC4511†	1/2"	8"	13"
HC4512†	1/2"	16"	21"
HC4513†	1/2"	24"	29"
HC4516†	9/16"	16"	21"
HC4021	5/8"	8"	13"
HC4022	5/8"	16"	21"
HC4023	5/8"	24"	29"
HC4024	5/8"	31"	36"
HC4031	3/4"	8"	13"
HC4032	3/4"	16"	21"
HC4033	3/4"	24"	29"
HC4034	3/4"	31"	36"
HC4040	7/8"	8"	13"
HC4041	7/8"	16"	21"
HC4042	7/8"	24"	29"
HC4043	7/8"	31"	36"

ITEM #	DIAMETER	USABLE LENGTH	OVERALL LENGTH
HC4050	1"	8"	13"
HC4051	1"	16"	21"
HC4052	1"	24"	29"
HC4053	1"	31"	36"
HC4060	1-1/8"	8"	13"
HC4061	1-1/8"	16"	21"
HC4062	1-1/8"	24"	29"
HC4063	1-1/8"	31"	36"
HC4070	1-1/4"	8"	13"
HC4071	1-1/4"	16"	21"
HC4072	1-1/4"	24"	29"
HC4073	1-1/4"	31"	36"
HC4081	1-3/8"	16"	21"
HC4082	1-3/8"	24"	29"
HC4091	1-1/2"	16"	21"
HC4092	1-1/2"	24"	29"
HC4093	1-1/2"	31"	36"

†Two cutter

SPLINE ROTARY HAMMER CORE DRILL BITS WITH WAVE DESIGN (1 PC)

ITEM #	DIAMETER	USABLE LENGTH	OVERALL LENGTH
HC8001	1-3/4"	7"	12"
HC8006	1-3/4"	17"	22"
HC8010	2"	7"	12"
HC8015	2"	17"	22"
HC8017	2-1/4"	12"	22"
HC8021	2-5/8"	7"	12"
HC8026	2-5/8"	17"	22"
HC8031	3-1/4"	7"	12"
HC8036	3-1/4"	12"	22"
HC8045	3-9/16"	17"	22"

ITEM #	DIAMETER	USABLE LENGTH	OVERALL LENGTH
HC8050	4"	7"	12"
HC8055	4"	17"	22"
HC8070	5"	7"	12"
HC8075	5"	17"	22"
HC8085	6"	17"	22"
HC88	centering bit	—	5-5/16"
HCRR001	rubber ring and pin	—	—

SPLINE CORE DRILL BIT EXTENSIONS

ITEM #	LENGTH
CAS008	8"
CAS018	18"

NOTE: For interchangeable two-piece core bits see page 31.



MASONRY/CONCRETE DRILLING
SPLINE/ROUND HEX ACCESSORIES



BOSCH
Invented for life




SPLINE/ROUND HEX HAMMER STEEL

Bosch offers a full assortment of round hex/spline hammer steel points and chisels.



MASONRY/CONCRETE DRILLING
SPLINE/ROUND HEX HAMMER ACCESSORIES



ITEM #	DESCRIPTION	SIZE	QTY.	BULK ITEM #	BULK QTY.
HS1809	Bushing tool, one piece	16 tooth head, 1-3/4" square×9-1/4"	1	HS1809B10	10
HS1810	Scaling chisel	3"×12"	1	HS1810B10	10
HS1811	Flat chisel	1"×12"	1	HS1811B20	20
HS1812	Flat chisel	1"×18"	1	HS1812B10	10
HS1813	Bull point	12"	1	HS1813B20	20
HS1814	Bull point	18"	1	HS1814B10	10
HS1815	Scraping chisel	2"×12"	1	—	—
HS1816	Scaling chisel	1-1/2"×12"	1	—	—
HS1817	Scaling chisel	2"×12"	1	HS1817B10	10
HS1521	Bushing head	16 tooth head, 1-3/4" square	1	—	—
HS1818	Bushing head shank	12"	1	—	—
HS1820	Seam tool	1-1/8"×15"	1	—	—
HS1821	Slotting tool	1-1/8"×15"	1	—	—
HS1822	Clay spade	4-1/2"×16"	1	HS1822B3	3
HS1824	Ground rod driver	5/8" and 3/4" rods	1	—	—
HS1826	Pointed spade	4-1/2"×16"	1	—	—
HS1827	Tamper plate shank	12"	1	—	—
HS1828	Tamper plate	5"×5"	1	—	—

NOTE: Use HS1521 bushing head with HS1818 bushing head shank

BREAKER HAMMERS

JACK 35 LB. BREAKER HAMMER

11335K



- ▶ Vibration Control—Vibration reduction in the hammer mechanism and grip provide maximum user comfort
- ▶ In-Line Design—Ultimate tool balance with multiple grip positions for maximum performance in angled, horizontal and vertical applications
- ▶ Two-Way Tool Retainer—Accepts standard 1-1/8 In. (28mm) hex, air tool steel with retaining collar or Bosch internal-locking combo steel

INCLUDES

Star Point Chisel **HS2861**
 Articulating Auxiliary Handle **1617000A55**
 Grease Tube **1615430010**
 Carrying Case with Wheels **2605438628**

SPECIFICATIONS

RATING	120V
AMPERAGE	15.0
NO LOAD BPM	1,300
IMPACT ENERGY (FT.-LBS.)	22.0 EPTA
LENGTH	30.4"
WEIGHT	38.0 lbs.

Dust collection attachments available on pages 38 and 324.

BRUTE BREAKER HAMMER

BH2760VC



- ▶ Vibration Control—Vibration reduction in the hammer mechanism and grip provide maximum user comfort for extended periods of work
- ▶ The Plug-In-Anywhere Hammer—Does not need a compressor
- ▶ Total Portability—Operates on 115/120V AC/DC, 15 amp. outlet or 2,500-watt portable generator

SPECIFICATIONS

RATING	115/120V AC/DC
AMPERAGE	15.0
NO LOAD BPM	1,000
IMPACT ENERGY (FT.-LBS.)	35.0 EPTA
LENGTH	30.75"
WEIGHT	63.2 lbs.

Dust collection attachments available on pages 38 and 324.

BRUTE BREAKER HAMMER WITH BASIC CART PLUS TWO CHISELS

BH2760VCB



Same features as BH2760VC above.

ALSO INCLUDES
Basic Cart **T1657**
Narrow Chisel **HS2163**
Moil Point Chisel **HS2161**

Same specifications as BH2760VC above.

Dust collection attachments available on pages 38 and 324.

BRUTE TURBO BREAKER HAMMER WITH DELUXE CART PLUS FOUR CHISELS

BH2770VCD



Same features as BH2760VC above.

ALSO INCLUDES
Deluxe Cart **T1757**
(2) Narrow Chisels **HS2163**
(2) Star Point Chisels **HS2861**

SPECIFICATIONS

RATING	115/120V AC/DC
AMPERAGE	15.0
NO LOAD BPM	1,000
IMPACT ENERGY (FT.-LBS.)	43.0 EPTA
LENGTH	30.75"
WEIGHT	63.2 lbs.

Dust collection attachments available on pages 38 and 324.



**MASONRY/CONCRETE DRILLING
BREAKER HAMMERS**



BOSCH
Invented for life



BREAKER HAMMER CARTS

DELUXE HAMMER CART

T1757



- ▶ Folding Footplate—Easily folds out of the way for use as a hand truck
- ▶ 8 In. Foam Tires—Puncture-free tires absorb shock over rugged terrain
- ▶ Truck Ramp—For easy loading in and out of a truck or van
- ▶ Accessory Holders—Securely holds hammer steel in place during transportation



Pin up

For use as a handtruck



Pin down

For use with hammer

SPECIFICATIONS

USE AS HAND TRUCK	Yes
TRUCK RAMP	Yes
SECURE ACCESSORY HOLDERS	Yes
CAPACITY	250 lbs.
LENGTH	42.3"
WEIGHT	28.9 lbs.

BASIC HAMMER CART

T1657



- ▶ 8 In. Foam Tires—Puncture-free tires absorb shock over rugged terrain
- ▶ 8 In. Diameter Semi-Pneumatic, Ball-Bearing Wheels—Easy rolling over rough jobsites
- ▶ Rugged 1 In. Diameter All-Welded Steel Frame, Plus Heavy-Duty Rubber Tiedown—For convenient storage and easy transportation
- ▶ Nylon strap/metal buckle easily secures hammer to cart

SPECIFICATIONS

USE AS HAND TRUCK	No
TRUCK RAMP	No
SECURE ACCESSORY HOLDERS	No
CAPACITY	250 lbs.
LENGTH	42.3"
WEIGHT	21.0 lbs.

DUST COLLECTION ATTACHMENT

DUST COLLECTION ATTACHMENT

ITEM #	DESCRIPTION
HDC400	Hammer dust collection attachment for demolition applications

For additional dust collection information and options see pages 314–332.



BREAKER AND DEMOLITION HAMMER STEEL



STAR-POINT CHISEL

Self-sharpening eliminates downtime and increases removal rate

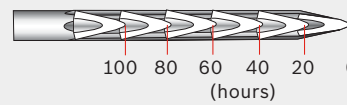


STAR-POINT SHAPE
Creates self-sharpening edge to eliminate downtime and increase removal rate



30% HIGHER REMOVAL RATE VS. STANDARD CHISEL

Tip Shape Over Worklife




Cross section of star-pointed chisel



3/4" HEX HAMMER STEEL

Bosch offers a full assortment of 3/4 In. hex hammer steel points and chisels.




ITEM #	DESCRIPTION	SIZE	QTY.	BULK ITEM #	BULK QTY.
HS1502	Scraping chisel	2" x 12"	1	-	-
HS1503	Scaling chisel	3" x 12"	1	HS1503B10	10
HS1504	Clay spade	4-1/2" x 16"	1	-	-
HS1506	Asphalt cutter	5" x 15"	1	-	-
HS1508	Bushing head shank	12"	1	-	-
HS1515	Bull point	12"	1	HS1515B20	20
HS1516	Bull point	18"	1	HS1516B10	10
HS1517	Flat chisel	1" x 12"	1	HS1517B20	20
HS1518	Flat chisel	1" x 18"	1	HS1518B10	10
HS1520	Bushing tool, one piece	16-tooth head, 1-3/4" square x 9-1/4"	1	HS1520B10	10
HS1521	Bushing head	16-tooth head, 1-3/4" square	1	-	-
HS1524	Ground rod driver	5/8" and 3/4" rods	1	-	-
HS1527	Tamper plate shank	12"	1	-	-
HS1828	Tamper plate	5" x 5"	1	-	-

NOTE: Use HS1521 bushing head with HS1508 bushing head shank

1-1/8" HEX HAMMER STEEL

Bosch offers a full assortment of 1-1/8 In. hex hammer steel points and chisels.



ITEM #	DESCRIPTION	OVERALL LENGTH	QTY.	BULK ITEM #	BULK QTY.
HS2124	Tamper plate	6" x 6"	1	-	-
HS2125	Tamper plate	8" x 8"	1	-	-
HS2126	Tent stake driver	5-1/2"	1	-	-
HS2861	Star point, self-sharpening	16"	1	-	-
HS2161	Moil point	20"	1	HS2161B5	5
HS2863	Flat chisel	16"	1	-	-
HS2163	Narrow chisel	20"	1	HS2163B5	5
HS2164	3" chisel	20"	1	HS2164B5	5
HS2166	Superkut chisel	20-1/2"	1	-	-
HS2167	5" asphalt cutter	19"	1	HS2167B3	3
HS2168	3" digging chisel	22-1/2"	1	-	-
HS2169	5-3/8" clay spade	21"	1	HS2169B3	3
HS2171	Spike/pin driver	14-1/2"	1	-	-
HS2172	Ground rod driver	15-1/2"	1	-	-
HS2173	Tamper shank	15-1/2"	1	-	-

MASONRY/CONCRETE DRILLING
BREAKER AND DEMOLITION HAMMER ACCESSORIES



BOSCH
Invented for life



AIR TOOL STEEL

MASONRY/CONCRETE DRILLING AIR TOOL STEEL ACCESSORIES

Bosch offers a full assortment of air tool steel points and chisels. For use with pneumatic hammers only.



Moil Point



Asphalt Cutter



Narrow Chisel



Clay Spade



3" Chisel

ITEM #	DESCRIPTION	OVERALL LENGTH	SHANK	QTY.
HS2262	Narrow chisel	18"	7/8"	1
HS2360	Moil point	18"	1"	1
HS2362	Narrow chisel	18"	1"	1
HS2364	3" chisel	20-1/2"	1"	1
HS2460	Moil point	18"	1-1/4"	1
HS2461	Moil point	14"	1-1/4"	1
HS2462	Narrow chisel	18"	1-1/4"	1
HS2464	3" chisel	20-1/2"	1-1/4"	1
HS2467	5" asphalt cutter	17-1/2"	1-1/4"	1