



MASONRY AND CONCRETE DRILLING





CONCRETE INDUSTRY LEADERSHIP

POWER TOOLS AND ACCESSORIES THAT DELIVER PERFORMANCE AND PROTECTION

Backed by more than 80 years of service to concrete professionals worldwide, Bosch is the acknowledged leader in the industry. With an innovative, robust line that can address everything from the toughest concrete drilling jobs to heavy material removal, Bosch is a company whose legacy is truly written in concrete.

A COMPANY OF FIRSTS

Since the introduction of the first electro-pneumatic, hand-held rotary hammer in 1932, Bosch has delivered breakthrough products and new ideas to the global construction industry. That heritage was enhanced in 1950 with the launch of the Brute™ Breaker Hammer, which continues to be the breaker pros demand.

Bosch offers achievement on the accessories side as well. Bosch invented the industry-leading SDS-plus® interface system in 1975, which remains the choice for concrete professionals. Today, the accolades go to dust-reducing Bosch Speed Clean™ bits built around an internal dust channel that's milled to deliver less dust in a lightweight concrete bit featuring 25 percent greater speed.

CORDLESS CONVENIENCE, CORDED PERFORMANCE

In taking its concrete legacy to the next level, Bosch has invested extensive resources in creating the right cordless platform to address the heavy workload concrete demands. By extending the performance of its legacy corded tools to cordless hammer drills and rotary hammers, Bosch has assured its users of a seamless transition without the cord.

Thanks to CoolPack™ technology, Bosch batteries offer longer life and greater runtime than competitive options. And the Bosch solution offers the advantages of Electronic Motor Protection (EMP), which protects the motor against overload for longer life, and Electronic Cell Protection (ECP) that protects the battery. Combined with Bosch-built EC Brushless Motors that deliver up to 2x motor life with no maintenance, this is the best cordless offering for the concrete professional.



Bosch innovation extends to flexible dust collection as well; attachments that fit an array of tools, including grinders for concrete cutting and surfacing, and hammer attachments for virtually dust-free drilling.

THE RIGHT CHOICE

If the project requires work in concrete, from polishing and anchoring to material removal, from dust control to laser measurement, there's only one place to turn for a complete solution. Trust Bosch to provide the professional-grade tools and accessories to get it right—every day, every job.



THE BOSCH CONCRETE SYSTEM

Bosch has the right tool and accessory to optimize your project. From technology and corresponding interface, to maximum power transfer and overall performance. If your job is anchoring or large material breaking, the chart below matches the right tool type and shank type to the proper application.

| Type | Wood/Metal | Brick/Block | Concrete | Reinforced Concrete |
|--|------------|-------------|----------|---------------------|
| Hammer Drills ▶ Drilling   | ● | ● | ▲ | — |
| Rotary Hammers ▶ 1/8"–1-1/4" ▶ Drilling ▶ Anchoring ▶ Chiseling   | ▲ | ● | ● | ⊙ |
| Combination Hammers ▶ 1-9/16"–2" ▶ Drilling ▶ Anchoring ▶ Light demolition    | — | ● | ● | ⊙ |
| Demolition Hammers ▶ Demolition only   | — | — | ● | ● |
| 1-1/8" Breaker Hammers ▶ Pavement breaking   | — | — | ● | ● |

● = Recommended ⊙ = Acceptable ▲ = Occasional Use





QUICK TOOL REFERENCE GUIDE

MASONRY/CONCRETE DRILLING

| Item# | 1191VSRK | HD18-2 | HD21-2 | 11250VSR/11250VSRD | 11253VSR |
|-------------------------------------|-------------------------------|-------------------------------|-------------------------------|--------------------------------|---|
| | | | | | |
| Drive System | | | | | |
| Hammer Classification | Hammer Drill | Hammer Drill | Hammer Drill | Rotary | Rotary |
| Amperage | 7.0 | 8.5 | 9.2 | 6.1 | 7.2 |
| Impact Energy* (ft.-lbs.) | — | — | — | 1.7 EPTA | 2.0 EPTA |
| Max. Capacity—Concrete/Masonry | 5/8" | 3/4" | 7/8" / 1" | 7/8" | 1" |
| Optimal Range | 1/8"—5/16" | 1/8"—3/8" | 1/8"—1/2" | 5/32"—5/8" | 3/16"—5/8" |
| Core Bits | — | — | — | 1-1/2" | 2-5/8" |
| No Load RPM | 0–3,000 | 0–1,200/0–3,200 | 0–900/0–3,000 | 0–1,000 | 0–1,300 |
| No Load BPM | 0–48,000 | 0–19,550/0–51,000 | 0–15,300/0–51,000 | 0–4,400 | 0–5,800 |
| Vibration Control™ | — | — | — | No | No |
| **Vibration Levels m/s ² | — | — | — | Drilling: 16.0/15.5 | Drilling: 17.5 Chiseling: 9.5 |
| Modes of Operation | Hammer Drill Rotation Only | Hammer Drill Rotation Only | Hammer Drill Rotation Only | Rotary Hammer Rotation Only | Rotary Hammer Hammer Only Rotation Only |
| Length | 11.0" | 13.4" | 13.5" | 14.0" | 14.8" |
| Weight | 4.1 lbs. | 5.8 lbs. | 5.9 lbs. | 5.5 lbs. | 6.4 lbs. |

*Based on EPTA (European Power Tool Association) guidelines

| Item# | 11255VSR | RH228VC | RH328VC/RH328VCQ | RH432VCQ |
|-------------------------------------|---|---|--|---|
| | | | | |
| Drive System | | | | |
| Hammer Classification | Rotary | Rotary | Rotary | Rotary |
| Amperage | 7.5 | 8.0 | 8.0 | 8.5 |
| Impact Energy* (ft.-lbs.) | 2.0 EPTA | 2.4 EPTA | 2.4 | 3.1 EPTA |
| Max. Concrete Capacity | 1" | 1-1/8" | 1-1/8" | 1-1/4" |
| Optimal Range | 3/16"—5/8" | 3/16"—3/4" | 1/4"—7/8" | 3/8"—1" |
| Core Bits | 2-5/8" | 2-3/4" | 3-1/8" | 3-1/2" |
| No Load RPM | 0–1,300 | 0–1,230 | 0–900 | 0–760 |
| No Load BPM | 0–5,800 | 0–5,460 | 0–4,000 | 0–3,600 |
| Vibration Control™ | No | Hammer Mechanism and Counter Balance | Hammer Mechanism and Handle | Hammer Mechanism and Handle |
| **Vibration Levels m/s ² | Drilling: 15.0 Chiseling: 12.0 | Drilling: 11.0 Chiseling: 11.0 | Drilling: 14.5/10.0 Chiseling: 13.0/9.5 | Drilling: 12.0 Chiseling: 9.0 |
| Modes of Operation | Rotary Hammer Hammer Only Rotation Only | Rotary Hammer Hammer Only Rotation Only | Rotary Hammer Rotation Only | Rotary Hammer Hammer Only Rotation Only |
| Length | 17.3" | 17.4" | 12.5"/13.6" | 15.75" |
| Weight | 6.7 lbs. | 6.9 lbs. | 7.7/7.9 lbs. | 10.3 lbs. |

*Based on EPTA (European Power Tool Association) guidelines

**Per EPTA EN 60745

Cordless Quick Tool Reference Guide available on pages 75-77.



| Item # | RH540M | RH540S | 11264EVS | 11265EVS | RH745 | RH850VC | RH1255VC |
|---|-----------------------------------|-----------------------------------|----------------------------------|----------------------------------|-----------------------------------|--|----------------------------------|
| | | | | | | | |
| Drive System | | | | | | | |
| Hammer Classification | Combination | Combination | Combination | Combination | Combination | Combination | Combination |
| Amperage | 12.0 | 12.0 | 13.0 | 13.0 | 13.5 | 14.5 | 15.0 |
| Impact Energy* (ft.-lbs.) | 6.1 EPTA | 6.1 EPTA | 6.5 EPTA | 6.5 EPTA | 8.2 EPTA | 9.3 EPTA | 14.0 EPTA |
| Max. Concrete Capacity | 1-9/16" | 1-9/16" | 1-5/8" | 1-5/8" | 1-3/4" | 1-7/8" | 2" |
| Optimal Range | 1/2"-1-3/8" | 1/2"-1-3/8" | 1/2"-1-7/16" | 1/2"-1-7/16" | 5/8"-1-9/16" | 3/4"-1-3/4" | 1"-2" |
| Thru Hole Bits | 2-1/2" | 2-1/2" | 2-9/16" | 2-9/16" | 3-1/8" | 3-1/8" | 3-1/8" |
| Core Bits | 4" | 4" | 4-1/8" | 4-1/8" | 6" | 6" | 6" |
| No Load RPM | 170-340 | 170-340 | 170-340 | 170-340 | 150-305 | 150-305 | 0-220 |
| No Load BPM | 1,500-2,900 | 1,500-2,900 | 1,700-2,900 | 1,700-2,900 | 1,380-2,760 | 1,380-2,760 | 1,750-2,150 |
| Vibration Control™ | No | No | Hammer Mechanism and Handle | Hammer Mechanism and Handle | No | Hammer Mechanism, Counter Balance and Handle | Hammer Mechanism and Handle |
| **Vibration Levels m/s² | Drilling: 12.5 Chiseling: 10.0 | Drilling: 12.5 Chiseling: 10.0 | Drilling: 10.5 Chiseling: 7.5 | Drilling: 10.5 Chiseling: 7.5 | Drilling: 18.5 Chiseling: 14.0 | Drilling: 8.0 Chiseling: 7.0 | Drilling: 10.0 Chiseling: 8.0 |
| Modes of Operation | Rotary Hammer and Hammer Only | Rotary Hammer and Hammer Only | Rotary Hammer and Hammer Only | Rotary Hammer and Hammer Only | Rotary Hammer and Hammer Only | Rotary Hammer and Hammer Only | Rotary Hammer Hammer Only |
| Length | 19.0" | 19.0" | 19.25" | 19.25" | 21.0" | 21.4" | 23.6" |
| Weight | 15.2 lbs. | 15.0 lbs. | 15.2 lbs. | 15.0 lbs. | 18.5 lbs. | 19.7 lbs. | 26.0 lbs. |

*Based on EPTA (European Power Tool Association) guidelines


**Per EPTA EN 60745

| Item # | DH507 | 11321EVS | DH712VC | 11316EVS | DH1020VC | 11335K | BH2760VC/ BH2760VCB/ BH2770VC |
|---|-------------|-----------------------------|-----------------------------|-------------|-----------------------------|-----------------------------|-------------------------------------|
| | | | | | | | |
| Drive System | | | | | | | |
| Hammer Classification | Demolition | Demolition | Demolition | Demolition | Demolition | Breaker | Breaker |
| Amperage | 10.0 | 13.0 | 14.5 | 14.0 | 15.0 | 15.0 | 15.0 |
| Impact Energy* (ft.-lbs.) | 5.6 EPTA | 6.1 EPTA | 9.6 EPTA | 12.4 EPTA | 17.0 EPTA | 22.0 EPTA | 35.0 EPTA/ 43.0 EPTA |
| No Load BPM | 2,800 | 1,300-2,900 | 1,380-2,720 | 900-1,890 | 900-1,700 | 1,300 | 1,000 |
| Vibration Control™ | No | Hammer Mechanism and Handle | Hammer Mechanism and Handle | No | Hammer Mechanism and Handle | Hammer Mechanism and Handle | Hammer Mechanism and Handles |
| **Vibration Levels m/s² | 14.0 | 11.0 | 9.5 | 18.5 | 8.0 | 13.0 | 8.5 |
| Modes of Operation | Hammer Only | Hammer Only | Hammer Only | Hammer Only | Hammer Only | Hammer Only | Hammer Only |
| Length | 17.5" | 18.6" | 21.3" | 22.5" | 27.5" | 30.4" | 30.5" |
| Weight | 12.4 lbs. | 13.7 lbs. | 18.2 lbs. | 22.5 lbs. | 25.4 lbs. | 38.0 lbs. | 63.0 lbs. |

*Based on EPTA (European Power Tool Association) guidelines

**Per EPTA EN 60745

COLOR-CODED ACCESSORY SYSTEM



For small and medium rotary hammers



For medium and large rotary hammers or demolition hammers



For medium and large rotary hammers or demolition hammers



For large breaker or demolition hammers





HAMMER DRILLS

MASONRY/CONCRETE DRILLING
HAMMER DRILLS

HAMMER DRILL

1191VSRK



- ▶ 1/2" three-jaw chuck for rugged hammer drilling applications
- ▶ Dual-Mode Selector—Easily converts from hammer drill to rotation-only mode
- ▶ Variable-Speed Trigger with Reversing—For accurate bit starting as well as removing fasteners or bound bits
- ▶ 360° auxiliary handle with built-in quick-release depth gauge

INCLUDES

360° Auxiliary Handle **2602025094**
 Depth Gauge **2609005615**
 Chuck Key **2607950007**
 Carrying Case

| Specifications | |
|--------------------------------------|-------------|
| Rating | 120V AC |
| Amperage | 7.0 |
| No Load RPM | 0–3,000 |
| No Load BPM | 0–48,000 |
| Maximum Capacities: Concrete/Masonry | 5/8" / 5/8" |
| Maximum Capacities: Steel | 1/2" |
| Maximum Capacities: Wood | 1-1/2" |
| Maximum Capacities: Aluminum | 5/8" |
| Length | 11.0" |
| Weight | 4.1 lbs. |

Optional dust collection attachments available on pages 7, 318 and 320.

TWO-SPEED HAMMER DRILL

HD18-2

NEW



- ▶ Torque-Control Auxiliary Handle—Securely locks into place for maximum control
- ▶ Dual-Mode Selector—Easily converts from hammer drill to rotation-only mode
- ▶ Two-Speed Gear Box—Select high-speed (for concrete) or high-torque (for wood and metal) drilling applications
- ▶ Integral Slip Clutch—Helps minimize torque reaction

INCLUDES

360° Auxiliary Handle **2609199430**
 Depth Gauge **2609005615**
 Chuck Key **2607950007**

| Specifications | |
|--------------------------------------|-------------------|
| Rating | 120V AC |
| Amperage | 8.5 |
| No Load RPM | 0–1,200/0–3,200 |
| No Load BPM | 0–19,550/0–51,000 |
| Maximum Capacities: Concrete/Masonry | 3/4" |
| Maximum Capacities: Steel | 1/2" |
| Maximum Capacities: Wood | 1-1/2" |
| Length | 13.4" |
| Weight | 5.8 lbs. |

Optional dust collection attachments available on pages 7, 318 and 320.

TWO-SPEED HAMMER DRILL

HD21-2



- ▶ Torque-Control Auxiliary Handle—Securely locks into place for maximum control
- ▶ Dual-Mode Selector—Easily converts from hammer drill to rotation-only mode
- ▶ Two-Speed Gear Box—Select high-speed (for concrete) or high-torque (for wood and metal drilling applications)
- ▶ Integral Slip Clutch—Helps minimize torque reaction

INCLUDES

360° Auxiliary Handle **2602025184**
 Chuck Key **2607950007**
 Depth Gauge **1613001010**
 Carrying Case

| Specifications | |
|--------------------------------------|-------------------|
| Rating | 120V AC |
| Amperage | 9.2 |
| No Load RPM | 0–900/0–3,000 |
| No Load BPM | 0–15,300/0–51,000 |
| Maximum Capacities: Concrete/Masonry | 7/8" / 1" |
| Maximum Capacities: Steel | 5/8" |
| Maximum Capacities: Wood | 1-5/8" |
| Length | 13.5" |
| Weight | 5.9 lbs. |

Optional dust collection attachments available on pages 7, 318 and 320.

DUST COLLECTION ADAPTER

DUST COLLECTION FIXTURE

- ▶ Attaches to tool and vacuum cleaner hose to provide excellent dust collection when drilling in dust-sensitive areas



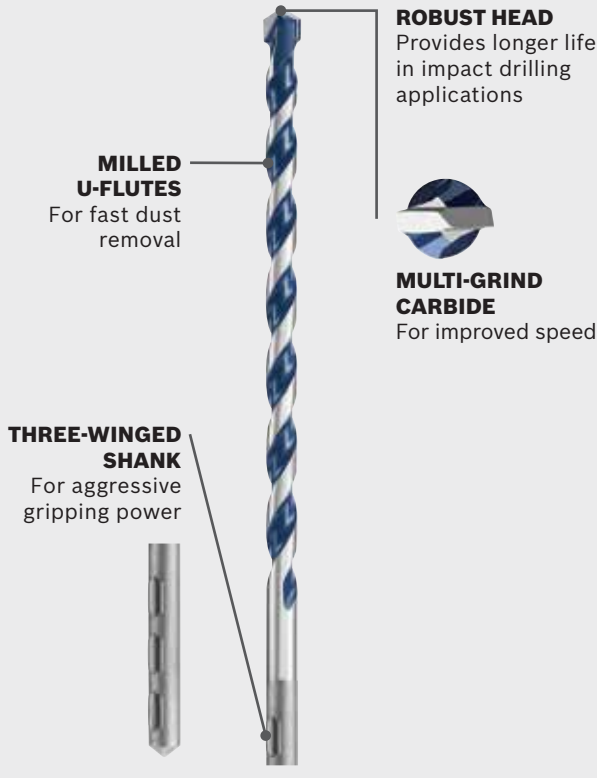
| Item # | Description |
|------------|-------------------------|
| 1618190006 | Dust collection fixture |

HAMMER DRILL BITS

BLUEGRANITE TURBO®

HAMMER DRILL BIT

Fast, precise drilling in concrete, stone and masonry



BLUEGRANITE TURBO® CARBIDE HAMMER DRILL BITS

| Item # | Diameter | Usable Length | Overall Length | Qty. | Bulk Item # | Bulk Qty. |
|---------|----------|---------------|----------------|------|-------------|-----------|
| HCBG01T | 1/8" | 2" | 3" | 1 | HCBG01B25T | 25 |
| HCBG02T | 5/32" | 3" | 6" | 1 | HCBG0205T | 5 |
| | | | | | HCBG02B25T | 25 |
| HCBG03T | 3/16" | 3" | 4" | 1 | HCBG03B25T | 25 |
| HCBG04T | 3/16" | 4" | 6" | 1 | HCBG0405T | 5 |
| | | | | | HCBG04B25T | 25 |
| HCBG05T | 7/32" | 4" | 6" | 1 | HCBG05B25T | 25 |
| | | | | | HCBG0605T | 5 |
| HCBG06T | 1/4" | 4" | 6" | 1 | HCBG0610T | 10 |
| | | | | | HCBG06B25T | 25 |
| HCBG07T | 1/4" | 8" | 10" | 1 | — | — |
| HCBG08T | 1/4" | 10" | 12" | 1 | — | — |
| HCBG09T | 5/16" | 4" | 6" | 1 | HCBG09B25T | 25 |
| HCBG10T | 5/16" | 7-1/2" | 10" | 1 | — | — |
| HCBG11T | 5/16" | 10" | 12" | 1 | — | — |
| HCBG12T | 3/8" | 4" | 6" | 1 | HCBG12B25T | 25 |
| HCBG13T | 3/8" | 8" | 10" | 1 | — | — |
| HCBG14T | 3/8" | 10" | 12" | 1 | — | — |
| HCBG15T | 7/16" | 4" | 6" | 1 | HCBG15B25T | 25 |
| HCBG16T | 1/2" | 4" | 6" | 1 | HCBG16B25T | 25 |
| HCBG17T | 1/2" | 8" | 10" | 1 | — | — |
| HCBG18T | 1/2" | 10" | 12" | 1 | — | — |
| HCBG19T | 9/16" | 7-1/2" | 10" | 1 | — | — |
| HCBG20T | 5/8" | 4" | 6" | 1 | — | — |
| HCBG21T | 5/8" | 10" | 12" | 1 | — | — |
| HCBG22T | 3/4" | 4" | 6" | 1 | — | — |
| HCBG23T | 3/4" | 10" | 12" | 1 | — | — |
| HCBG24T | 7/8" | 4" | 6" | 1 | — | — |
| HCBG25T | 7/8" | 10" | 12" | 1 | — | — |
| HCBG26T | 1" | 4" | 6" | 1 | — | — |
| HCBG27T | 1" | 10" | 12" | 1 | — | — |

NOTE: Three-winged shank on sizes 3/16" and larger.

BLUEGRANITE TURBO® CARBIDE HAMMER DRILL BIT SETS

| Item # | # of Pieces | Includes | Case Type |
|----------|-------------|---|--------------|
| HCBG500T | 5 | (1) 1/8"×2"×3", (1) 3/16"×4"×6", (1) 1/4"×4"×6", (1) 5/16"×4"×6", (1) 3/8"×4"×6" | — |
| HCBG501T | 5 | (1) 5/32"×2"×3", (1) 3/16"×4"×6", (1) 1/4"×4"×6", (1) 5/16"×4"×6", (1) 3/8"×4"×6" | — |
| HCBG600T | 6 | (3) 5/32"×4"×6", (3) 3/16"×4"×6" | — |
| HCBG700T | 7 | (1) 1/8"×2"×3", (2) 5/32"×3"×6", (2) 3/16"×4"×6", (1) 1/4"×4"×6", (1) 3/8"×4"×6" | Brute Tough™ |



HCBG501T



HCBG700T



MASONRY/CONCRETE DRILLING
HAMMER DRILL ACCESSORIES

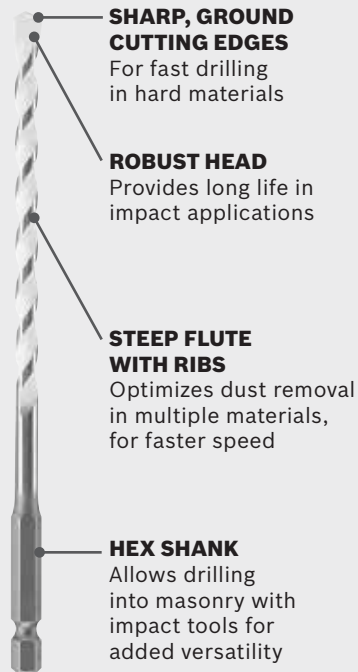



BOSCH
Invented for life



DAREDEVIL® MULTIPURPOSE™ BIT

Ultimate versatility for sandwich materials



SHARP, GROUND CUTTING EDGES
For fast drilling in hard materials

ROBUST HEAD
Provides long life in impact applications

STEEP FLUTE WITH RIBS
Optimizes dust removal in multiple materials, for faster speed

HEX SHANK
Allows drilling into masonry with impact tools for added versatility

DAREDEVIL® MULTIPURPOSE™ DRILL BITS

| Item # | Diameter | Usable Length | Overall Length | Qty. |
|--------|----------|---------------|----------------|------|
| MP02 | 5/32" | 4" | 6" | 1 |
| MP03 | 3/16" | 4" | 6" | 1 |
| MP06 | 1/4" | 4" | 6" | 1 |
| MP09 | 5/16" | 4" | 6" | 1 |
| MP12 | 3/8" | 4" | 6" | 1 |
| MP16 | 1/2" | 4" | 6" | 1 |

DAREDEVIL® MULTIPURPOSE™ DRILL BIT SET

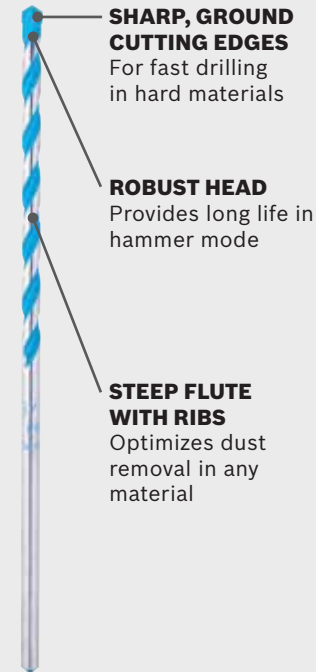

| Item # | # of Pieces | Includes | Case Type |
|--------|-------------|---|-----------|
| MP500T | 5 | (1) 5/32" x 4" x 6", (1) 3/16" x 4" x 6", (1) 1/4" x 4" x 6", (1) 5/16" x 4" x 6", (1) 3/8" x 4" x 6" | Plastic |



MC500T

MULTICONSTRUCTION™ BIT

6 Bits in one



SHARP, GROUND CUTTING EDGES
For fast drilling in hard materials

ROBUST HEAD
Provides long life in hammer mode

STEEP FLUTE WITH RIBS
Optimizes dust removal in any material

MULTICONSTRUCTION™ DRILL BITS

| Item # | Diameter | Usable Length | Overall Length | Qty. |
|--------|----------|---------------|----------------|------|
| MC02 | 5/32" | 4" | 6" | 1 |
| MC03 | 3/16" | 4" | 6" | 1 |
| MC06 | 1/4" | 4" | 6" | 1 |
| MC09 | 5/16" | 4" | 6" | 1 |
| MC12 | 3/8" | 4" | 6" | 1 |
| MC16 | 1/2" | 4" | 6" | 1 |

MULTICONSTRUCTION™ DRILL BIT SET

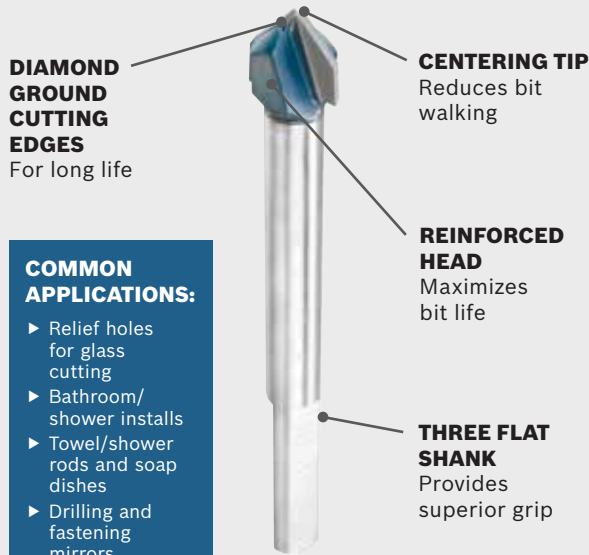
| Item # | # of Pieces | Includes | Case Type |
|--------|-------------|---|-----------|
| MC500 | 5 | (1) 5/32" x 4" x 6", (1) 3/16" x 4" x 6", (1) 1/4" x 4" x 6", (1) 5/16" x 4" x 6", (1) 3/8" x 4" x 6" | Plastic |



MC500

GLASS AND TILE BIT

Drills faster, lasts longer



DIAMOND GROUND CUTTING EDGES
For long life

CENTERING TIP
Reduces bit walking

REINFORCED HEAD
Maximizes bit life

THREE FLAT SHANK
Provides superior grip

COMMON APPLICATIONS:

- ▶ Relief holes for glass cutting
- ▶ Bathroom/shower installs
- ▶ Towel/shower rods and soap dishes
- ▶ Drilling and fastening mirrors
- ▶ Setting concrete screws in tile

GLASS AND TILE BITS

| Item # | Diameter | Qty. |
|--------|----------|------|
| GT100 | 1/8" | 1 |
| GT200 | 3/16" | 1 |
| GT300 | 1/4" | 1 |
| GT400 | 5/16" | 1 |
| GT500 | 3/8" | 1 |
| GT600 | 1/2" | 1 |
| GT700 | 5/8" | 1 |
| GT800 | 3/4" | 1 |
| GT900 | 7/8" | 1 |
| GT1000 | 1" | 1 |

NOTE: Three flat shank on sizes 5/16" and larger.

GLASS AND TILE BIT SETS


| Item # | # of Pieces | Includes | Case Type |
|--------|-------------|--|--------------|
| GT2000 | 4 | (1) 1/8", (1) 3/16", (1) 1/4", (1) 5/16" | - |
| GT3000 | 8 | (1) 1/8", (1) 3/16", (1) 1/4", (1) 5/16", (1) 3/8", (1) 1/2", (1) 5/8", (1) 3/4" | Brute Tough™ |



GT3000

NATURAL STONE TILE BIT

Tough carbide for tough tile



MULTIPLE CUTTING EDGES
For fast drilling

ROBUST HEAD
For long life in hard materials

THREE FLAT SHANK
Provides superior grip

COMMON APPLICATIONS:

- ▶ Install fireplace fixtures
- ▶ Bathroom/shower installs
- ▶ Towel/shower rods and soap dishes
- ▶ Drilling and fastening mirrors
- ▶ Setting concrete screws in tile

NATURAL STONE TILE BITS

| Item # | Diameter | Qty. |
|--------|----------|------|
| NS100 | 1/8" | 1 |
| NS200 | 3/16" | 1 |
| NS300 | 1/4" | 1 |
| NS400 | 5/16" | 1 |
| NS500 | 3/8" | 1 |
| NS600 | 1/2" | 1 |

NOTE: Three flat shank on sizes 3/8" and larger.

NATURAL STONE TILE BIT SET

| Item # | # of Pieces | Includes | Case Type |
|--------|-------------|--|-------------|
| NS2000 | 4 | (1) 1/8", (1) 3/16", (1) 1/4", (1) 5/16" | Plastic Box |



NS2000



MASONRY/CONCRETE DRILLING
HAMMER DRILL ACCESSORIES



BOSCH
Invented for life



STRAIGHT SHANK REBAR CUTTERS



| Item # | Diameter | Length | Qty. |
|----------|----------|--------|------|
| RCSS2064 | 3/8" | 12" | 1 |
| RCSS2084 | 1/2" | 12" | 1 |
| RCSS2086 | 1/2" | 18" | 1 |
| RCSS2094 | 9/16" | 12" | 1 |
| RCSS2104 | 5/8" | 12" | 1 |
| RCSS2124 | 3/4" | 12" | 1 |
| RCSS2144 | 7/8" | 12" | 1 |
| RCSS2164 | 1" | 12" | 1 |
| RCSS2168 | 1-1/8" | 12" | 1 |
| RCSS2172 | 1-1/4" | 12" | 1 |
| RCSS2176 | 1-1/2" | 12" | 1 |
| RCSS2106 | 5/8" | 18" | 1 |
| RCSS2126 | 3/4" | 18" | 1 |

*Available in SDS-plus®—see page 20

STRAIGHT SHANK EXTENSIONS

| Item # | Diameter | Length | Qty. |
|--------|-------------|--------|------|
| EX1006 | 7/16" shank | 6" | 1 |
| EX1012 | 7/16" shank | 12" | 1 |

NOTE: May be used with rebar cutters in rotary mode only

CUTTING REBAR



STEP 1

Drill with SDS-plus® carbide bit and remove after contact with rebar

STEP 2

Replace bit with rebar cutter and switch to rotary mode

STEP 3

Cut through rebar and remove after contact with concrete

STEP 4

Switch back to hammer carbide bit to continue drilling

CONCRETE SCREW ANCHORING SYSTEM

Holds tight tolerances that are critical to precision anchoring



FLAT SHANK

Prevents bit slippage

HIGH-QUALITY CARBIDE TIP

For long life

COMMON APPLICATIONS:

- ▶ Conduit
- ▶ Electrical boxes
- ▶ Pipe straps
- ▶ HVAC strapping
- ▶ Sign fastening
- ▶ Window frames
- ▶ Backer boards

FLAT SHANK HEX MASONRY DRILL BITS

For use with masonry fastening systems/hex sleeve drive tools.
Hex drive on bit fits into driver sleeve.

| Item # | Diameter | Length | Qty. | Bulk Item # | Bulk Qty. |
|--------|----------|--------|------|-------------|-----------|
| TC100 | 5/32" | 3-1/2" | 1 | TC1005 | 5 |
| | | | | TC1025 | 25 |
| TC200 | 5/32" | 4-1/2" | 1 | TC2005 | 5 |
| | | | | TC2025 | 25 |
| TC300 | 5/32" | 5-1/2" | 1 | TC3005 | 5 |
| | | | | TC3025 | 25 |
| TC400 | 3/16" | 3-1/2" | 1 | TC4005 | 5 |
| TC500 | 3/16" | 4-1/2" | 1 | TC5005 | 5 |
| TC600 | 3/16" | 5-1/2" | 1 | TC6005 | 5 |
| | | | | TC6025 | 25 |

FLAT SHANK HEX ACCESSORIES

For use with masonry fastening systems/hex sleeve drive tools.
Hex drive on bit fits into driver sleeve.

| Item # | Descriptions | Qty. |
|---------|--------------------------------|------|
| TC700 | Masonry screw drill bit holder | 1 |
| TC800 | Masonry screw drill bit sleeve | 1 |
| TCNS516 | Drill bit nutsetter 5/16" hex | 1 |
| TCNS14 | Drill bit nutsetter 1/4" hex | 1 |
| TCSDP2 | Concrete screwdriving bit P2 | 1 |
| TCSDP3 | Concrete screwdriving bit P3 | 1 |

FLAT SHANK DRILL BIT SET

For use with masonry fastening systems/hex sleeve drive tools.
Hex drive on bit fits into driver sleeve.

| Item # | # of Pieces | Includes | Case Type |
|--------|-------------|---|--------------|
| TC900 | 9 | Power bits: (1) P2, (1) P3; hex sockets: (1) 5/16", (1) 1/4"; drill bits: (1) 3/16", (1) 5/32"; (1) drive sleeve, (1) hex key, (1) bit holder | Brute Tough™ |

SDS-plus® ROTARY HAMMERS



7/8" SDS-plus® BULLDOG™ ROTARY HAMMER 11250VSR



- ▶ Dual-Mode Selector—Two modes of operation: rotary hammer and rotation only
- ▶ Rotating Brush Plate—Provides equal power in reverse and extends brush life
- ▶ Integral Clutch—Disengages torque transmission if the bit gets into a bind situation
- ▶ Variable-Speed Trigger with Reversing—For accurate bit starting, as well as removing fasteners or bound bits
- ▶ Integrated Dual-Fan System—Second set of fan blades with the motor creates air suction for maximum dust collection

INCLUDES
360° Auxiliary Handle **1619P06104**
Carrying Case **2605438524**

| Specifications | |
|---|-----------|
| Rating | 120V |
| Amperage | 6.1 |
| No Load RPM | 0–1,000 |
| No Load BPM | 0–4,400 |
| Impact Energy (ft.-lbs.) | 1.7 EPTA |
| Maximum Capacities: Concrete | 7/8" |
| Maximum Capacities: Steel | 1/2" |
| Maximum Capacities: Wood | 1/2"–3/4" |
| Maximum Capacities: Concrete-Thin Wall Core Bit | 1-1/2" |
| Length | 14.0" |
| Weight | 5.5 lbs. |

Optional dust collection attachments listed below and on pages 15 and 320.

7/8" SDS-plus® BULLDOG™ ROTARY HAMMER 11250VSRD

NEW



Same features as 11250VSR above.

- ▶ Converts 11250VSR into the 11250VSRD dust collection hammer

INCLUDES
360° Auxiliary Handle **1619P06104**
Carrying Case **2605438524**

Same specifications as 11250VSR above.

| Specifications | |
|----------------|----------|
| Length | 19.6" |
| Weight | 7.4 lbs. |



NOW YOU SEE IT. NOW YOU DON'T!

Containing silica dust is a requirement for promoting better worker health and safety on the jobsite. The Bosch 11250VSRD employs a dust-containment design that can deliver both improved safety and greater productivity thanks to quicker clean up.

For additional dust collection information and options see pages 316–320.

MASONRY/CONCRETE DRILLING
SDS-plus® ROTARY HAMMERS



BOSCH
Invented for life



1" SDS-plus® BULLDOG™ XTREME ROTARY HAMMER

11253VSR



- ▶ Multi-Function Selector—Three modes of operation: rotary hammer, rotation only and hammer only
- ▶ Vario-Lock™ Positioning—Rotates and locks chisel into 36 different positions to optimize working angle
- ▶ Variable-Speed Trigger with Reversing—For accurate bit starting as well as removing fasteners or bound bits
- ▶ Integral Clutch—Disengages torque transmission if the bit gets into a bind situation

INCLUDES

Auxiliary Handle **1612025057**
 Depth Gauge **1613001010**
 Carrying Case **2605438294**

| Specifications | |
|---|-----------|
| Rating | 120V |
| Amperage | 7.2 |
| No Load RPM | 0–1,300 |
| BPM Under Load | 0–5,800 |
| Impact Energy (ft.-lbs.) | 2.0 EPTA |
| Maximum Capacities: Concrete | 1" |
| Maximum Capacities: Steel | 1/2" |
| Maximum Capacities: Wood | 1"–1-1/8" |
| Maximum Capacities: Concrete-Thin Wall Core Bit | 2-5/8" |
| Length | 14.8" |
| Weight | 6.4 lbs. |

Optional dust collection attachments available on pages 15, 28 and 320.

1" SDS-plus® BULLDOG™ XTREME ROTARY HAMMER

11255VSR



- ▶ Multi-Function Selector—Three modes of operation: rotary hammer, rotation only and hammer only
- ▶ Vario-Lock™ Positioning—Rotates and locks chisel into 36 different positions to optimize working angle
- ▶ Integral Clutch—Disengages torque transmission if the bit gets into a bind situation
- ▶ Variable-Speed Trigger with Reversing—For accurate bit starting as well as removing fasteners or bound bits

INCLUDES

Auxiliary Handle **1612025057**
 Depth Gauge **1613001010**
 Carrying Case **2610958165**

| Specifications | |
|---|-----------|
| Rating | 120V |
| Amperage | 7.5 |
| No Load RPM | 0–1,300 |
| BPM Under Load | 0–5,800 |
| Impact Energy (ft.-lbs.) | 2.0 EPTA |
| Maximum Capacities: Concrete | 1" |
| Maximum Capacities: Steel | 1/2" |
| Maximum Capacities: Wood | 1"–1-1/8" |
| Maximum Capacities: Concrete-Thin Wall Core Bit | 2-5/8" |
| Length | 17.3" |
| Weight | 6.7 lbs. |

Optional dust collection attachments available on pages 15, 28 and 320.

1-1/8" SDS-plus® BULLDOG™ XTREME MAX ROTARY HAMMER

RH228VC



- ▶ 2.4 ft.-lbs. impact energy
- ▶ Counter Balance Vibration—Vibration reduction in the hammer mechanism for lowest vibration levels in its class
- ▶ 8.0 Amps—Maximum power to get the job done fast
- ▶ Integral Clutch—Disengages torque transmission if the bit gets into a bind situation
- ▶ Variable-Speed Trigger with Reversing—For accurate bit starting as well as removing fasteners or bound bits

INCLUDES

Auxiliary Handle **1612025057**
 Depth Gauge **1613001010**
 Carrying Case **2610958165**

| Specifications | |
|---|----------|
| Rating | 120V |
| Amperage | 8.0 |
| No Load RPM | 0–1,230 |
| No Load BPM | 0–5,460 |
| Impact Energy (ft.-lbs.) | 2.4 EPTA |
| Maximum Capacities: Concrete | 1-1/8" |
| Maximum Capacities: Steel | 1/2" |
| Maximum Capacities: Concrete-Thin Wall Core Bit | 2-3/4" |
| Length | 17.4" |
| Weight | 6.9 lbs. |

Optional dust collection attachments available on pages 15, 28 and 320.


HammerHook™ for quick on-the-job storage



IMPACT THE JOB, NOT YOUR BODY

Increased performance, reduced fatigue

Bosch developed active Vibration Control™ for improved user comfort over extended periods of work. The system is engineered to control vibration—so while tools continue to increase performance, they're also designed to be easier to use.



Bosch's Vibration Control™ system works in two places

- 1** Isolation technology in the handles reduces vibration at the hands
- 2** Longer air cushion in the hammer mechanism further reduces vibration at the source



MASONRY/CONCRETE DRILLING
SDS-plus® ROTARY HAMMERS



BOSCH
Invented for life



1-1/8" SDS-plus® ROTARY HAMMER

RH328VC



- ▶ Vibration Control™—Vibration reduction in the hammer mechanism and grip provide maximum user comfort for extended work
- ▶ Multi-Function Selector—Three modes of operation: rotary hammer, rotation only and hammer only
- ▶ Integral Clutch—Helps minimize torque reaction
- ▶ Vario-Lock™ Positioning—Rotates and locks chisel into 12 different positions
- ▶ Variable-Speed Trigger with Reversing—For accurate bit starting as well as removing fasteners or bound bits

INCLUDES

Auxiliary Handle **1612025086**
Depth Gauge **1613001010**
Carrying Case

| Specifications | |
|---|-----------|
| Rating | 120V |
| Amperage | 8.0 |
| No Load RPM | 0–900 |
| BPM Under Load | 0–4,000 |
| Impact Energy (ft.-lbs.) | 2.4 |
| Maximum Capacities: Concrete | 1-1/8" |
| Maximum Capacities: Steel | 1/2" |
| Maximum Capacities: Wood | 1"-1-1/8" |
| Maximum Capacities: Concrete-Thin Wall Core Bit | 3-1/8" |
| Length | 12.5" |
| Weight | 7.7 lbs. |

Optional dust collection attachments available on pages 15, 28 and 320.

1-1/8" SDS-plus® ROTARY HAMMER WITH QUICK-CHANGE™ CHUCK SYSTEM

RH328VCQ



Same features as RH328VC above.
Quick-Change™ Chuck System—Allows quick exchange of SDS-plus® chucks (three-jaw chuck not included)

ALSO INCLUDES

Quick-Change™ Chuck—SDS-plus® **1617000895**
Carrying Case

Same specifications as RH328VC above.

| Specifications | |
|----------------|----------|
| Length | 13.6" |
| Weight | 7.9 lbs. |

Optional dust collection attachments available on pages 15, 28 and 320.

1-1/4" SDS-plus® ROTARY HAMMER WITH QUICK-CHANGE™ CHUCK SYSTEM

RH432VCQ



- ▶ Vibration Control™—Vibration reduction in the hammer mechanism and grip provide maximum user comfort for extended periods of work
- ▶ Quick-Change™ Chuck System—Allows quick exchange of SDS-plus® chucks
- ▶ Multi-Function Selector—Three modes of operation: rotary hammer, rotation only and hammer only
- ▶ Integral Clutch—Disengages torque transmission if the bit gets into a bind situation
- ▶ Variable-Speed Trigger with Reversing—For accurate bit starting as well as removing fasteners or bound bits

INCLUDES

Auxiliary Handle **1612025079**
Depth Gauge **1613001008**
Quick-Change™ Chuck—SDS-plus® **1617000895**
Carrying Case

| Specifications | |
|---|-----------|
| Rating | 120V |
| Amperage | 8.5 |
| No Load RPM | 0–760 |
| BPM Under Load | 0–3,600 |
| Impact Energy (ft.-lbs.) | 3.1 EPTA |
| Maximum Capacities: Concrete | 1-1/4" |
| Maximum Capacities: Steel | 1/2" |
| Maximum Capacities: Concrete-Thin Wall Core Bit | 3-1/8" |
| Maximum Capacities: Core Bit | 3-1/2" |
| Length | 15.75" |
| Weight | 10.3 lbs. |

Optional dust collection attachments available on pages 15, 28 and 320.

SDS-plus® CHUCKS AND ADAPTERS



SDS-plus® RIGHT-ANGLE ATTACHMENT



- ▶ Easily drill into concrete in hard-to-reach spots. Pivots 360° ensuring correct positioning for any application
- ▶ Impact strength of tool is reduced by approximately 40%
- ▶ Replacement spacer rings sold separately (2916660015, 2916660016)

| Item # | Description |
|-------------------|--|
| RHA-50 | Right-angle attachment compatible with 11253VSR, 11255VSR, RH228VSR, RH328VSR, 11536VSR and RH328VC-36 |
| 1618580000 | Right-angle attachment compatible with 11224VSR and 11250VSR (only) |

KEYLESS THREE-JAW CHUCK WITH SDS-plus® SHANK

- ▶ 1/2" capacity three-jaw chuck with SDS-plus® shank
- ▶ Keyless ratcheting to quickly lock bits in place
- ▶ For use with straight shank drill bits
- ▶ Can be used in the drill-only mode



| Item # | Description |
|---------------|--|
| HA3JAW | Keyless three-jaw chuck with SDS-plus® shank |

SDS-plus® CHIPPING ADAPTER


- ▶ For SDS-plus® rotary hammer item numbers: 11225VSR, 11225VSRH, 11250VSR



| Item # | Description |
|-------------------|----------------------------|
| 2607018296 | SDS-plus® chipping adapter |

THREE-JAW CHUCK WITH INTEGRAL SDS-plus® SHANK

- ▶ 1/2" capacity chuck with integral SDS-plus® shank
- ▶ Use for straight shank drill bits
- ▶ Can be used in the drill-only mode
- ▶ For all Bosch SDS-plus® rotary hammers



| Item # | Description |
|-------------------|--|
| 1618571014 | Keyed three-jaw chuck with SDS-plus® shank |
| 1610508015 | Replacement dust boot |
| CRK005 | Replacement chuck key |

MASONRY/CONCRETE DRILLING
SDS-plus® ROTARY HAMMER ACCESSORIES

DUST COLLECTION ATTACHMENT AND ADAPTER

DUST EXTRACTION ATTACHMENT

- ▶ Attaches to tool and vacuum cleaner hose to provide excellent dust collection when drilling in dust-sensitive areas, such as computer rooms and medical facilities
- ▶ For use with bits up to 3/4" in diameter for extracting fine dust
- ▶ Built-in depth gauge
- ▶ For use with most Bosch SDS-plus® rotary hammers
- ▶ Compatible with 11253VSR, 11255VSR, RH228VC, RH328VC, 11536VSR, 11536C, RHH181-01 and RH328VC-36 (see page 112).



| Item # | Description |
|---------------|--|
| HDC100 | SDS-plus® depth control dust extraction unit |

VACUUM DUST PORT ADAPTER



| Item # | Description |
|-------------------|---|
| 2610014502 | For DC11250 dust collection canister attachment when used with the 11250VSR and Bosch vacuum system |



BOSCH
Invented for life



SDS-plus® BULLDOG™ XTREME FULL CARBIDE HEAD*



MASONRY/CONCRETE DRILLING
SDS-plus® ROTARY HAMMER ACCESSORIES

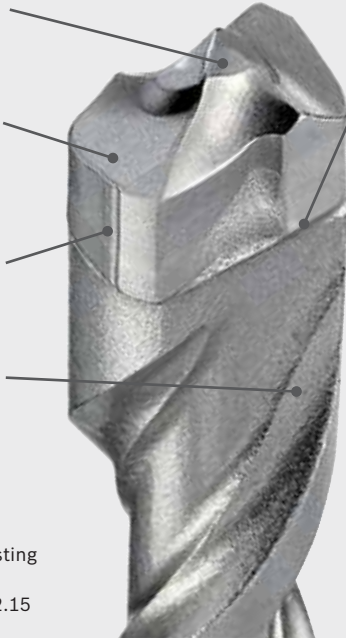
FIVE INNOVATIONS OF THE **BULLDOG™** *Xtreme*

CENTRIC CONICAL TIP
Guides bit through concrete and provides rounder holes

FULL CARBIDE HEAD*
Drills faster with less carbide wear. Lasts four times longer than Hilti TE-C3X in rebar**

WEAR MARK
Assures accuracy of hole diameter

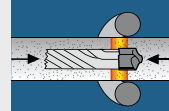
FLUTE DESIGN
Runs cooler with fast dust removal, optimized flute cross section reduces stress



4x

LONGER LIFE IN REBAR VS. STANDARD SDS-plus® BIT

DIFFUSION BONDING TECHNOLOGY
Provides stronger carbide bond for a longer-lasting bit



DIFFUSION BONDING
Carbide and steel are bonded together at a molecular level.

HOLE SHAPES BASED ON TIP TYPE



Y-cutter Two-cutter Four-cutter Bulldog™ Xtreme Centric Conical

The new tip shape provides rounder holes for precision anchoring applications

*Less than or equal to 5/8" diameter

**Based on independent head-to-head testing of 1/4" bits performed by Räbel

*Manufactured to ANSI specification B212.15



SDS-plus® HAMMER BITS AND CHISELS



SDS-plus® BULLDOG™ XTREME ROTARY HAMMER BITS



| Item # | Diameter | Usable Length | Overall Length | Qty. | Bulk Item # | Bulk Qty. |
|-----------|----------|---------------|----------------|------|-------------|-----------|
| HCFC2000 | 5/32" | 2" | 4" | 1 | — | — |
| HCFC2001 | 5/32" | 4" | 6" | 1 | — | — |
| HCFC2010 | 3/16" | 2" | 4" | 1 | HCFC2010B25 | 25 |
| HCFC2011 | 3/16" | 4" | 6-1/2" | 1 | HCFC2011B10 | 10 |
| | | | | | HCFC2011B25 | 25 |
| HCFC2012 | 3/16" | 6" | 8-1/2" | 1 | HCFC2012B25 | 25 |
| HCFC2013 | 3/16" | 8" | 10" | 1 | — | — |
| HCFC2014 | 3/16" | 10" | 12" | 1 | HCFC2014B25 | 25 |
| HCFC2015 | 3/16" | 12" | 14" | 1 | — | — |
| HCFC2031 | 7/32" | 4" | 6-1/2" | 1 | — | — |
| HCFC2032 | 7/32" | 6" | 8-1/2" | 1 | — | — |
| HCFC2034 | 7/32" | 10" | 12" | 1 | — | — |
| HCFC2040 | 1/4" | 2" | 4" | 1 | HCFC2040B25 | 25 |
| HCFC2041 | 1/4" | 4" | 6-1/2" | 1 | HCFC2041B10 | 10 |
| | | | | | HCFC2041B25 | 25 |
| HCFC2042 | 1/4" | 6" | 8-1/2" | 1 | HCFC2042B25 | 25 |
| HCFC2043 | 1/4" | 8" | 10" | 1 | — | — |
| HCFC2044 | 1/4" | 10" | 12" | 1 | HCFC2044B25 | 25 |
| HCFC2045 | 1/4" | 12" | 14" | 1 | — | — |
| HCFC2051 | 5/16" | 4" | 6" | 1 | HCFC2051B25 | 25 |
| HCFC2054 | 5/16" | 10" | 12" | 1 | — | — |
| HCFC2061 | 3/8" | 4" | 6" | 1 | HCFC2061B25 | 25 |
| HCFC2064 | 3/8" | 10" | 12" | 1 | HCFC2064B25 | 25 |
| HCFC2067 | 3/8" | 16" | 18" | 1 | — | — |
| HCFC2072 | 7/16" | 4" | 6" | 1 | — | — |
| HCFC2074 | 7/16" | 10" | 12" | 1 | — | — |
| HCFC2081 | 1/2" | 4" | 6" | 1 | HCFC2081B25 | 25 |
| HCFC2084 | 1/2" | 10" | 12" | 1 | HCFC2084B25 | 25 |
| HCFC2087 | 1/2" | 16" | 18" | 1 | — | — |
| HCFC2092 | 9/16" | 4" | 6" | 1 | — | — |
| HCFC2093 | 9/16" | 6" | 8" | 1 | — | — |
| HCFC2094 | 9/16" | 10" | 12" | 1 | — | — |
| HCFC2097 | 9/16" | 16" | 18" | 1 | — | — |
| HCFC2102 | 5/8" | 6" | 8-1/2" | 1 | — | — |
| HCFC2103 | 5/8" | 10" | 12" | 1 | — | — |
| HCFC2104 | 5/8" | 16" | 18" | 1 | — | — |
| HCFC2223* | 3/4" | 6" | 8" | 1 | — | — |
| HCFC2224* | 3/4" | 8" | 10" | 1 | — | — |
| HCFC2227* | 3/4" | 16" | 18" | 1 | — | — |
| HCFC2244* | 7/8" | 8" | 10" | 1 | — | — |
| HCFC2245* | 7/8" | 10" | 12" | 1 | — | — |
| HCFC2247* | 7/8" | 16" | 18" | 1 | — | — |
| HCFC2263* | 1" | 8" | 10" | 1 | — | — |
| HCFC2267* | 1" | 16" | 18" | 1 | — | — |
| HCFC2283* | 1-1/8" | 8" | 10" | 1 | — | — |
| HCFC2287* | 1-1/8" | 16" | 18" | 1 | — | — |

*Four cutter

MASONRY/CONCRETE DRILLING
SDS-plus® ROTARY HAMMER ACCESSORIES



BOSCH
Invented for life



SDS-plus® BULLDOG™ ROTARY HAMMER BITS



- ▶ 15% faster in concrete (compared to S4L)
- ▶ Optimized brazing and hardening process for long life
- ▶ Manufactured to ANSI specification B212.15

- ▶ Optimized flute design to reduce bit stress and make the bit run cooler
- ▶ Centric tip for optimal hole geometry

MASONRY/CONCRETE DRILLING
SDS-plus® ROTARY HAMMER ACCESSORIES

| Item # | Diameter | Usable Length | Overall Length | Qty. | Bulk Item # | Bulk Qty. | | | | | |
|--------|----------|---------------|----------------|------|-------------|-----------|-----|-----|---|---|---|
| HC2000 | 5/32" | 2" | 4" | 1 | — | — | | | | | |
| HC2001 | 5/32" | 4" | 6" | 1 | HC2001B5 | 5 | | | | | |
| | | | | | HC2001B10 | 10 | | | | | |
| | | | | | HC2001B25 | 25 | | | | | |
| HC2009 | 5/32" | 6" | 8" | 1 | — | — | | | | | |
| HC2010 | 3/16" | 2" | 4" | 1 | HC2010B5 | 5 | | | | | |
| | | | | | HC2010B25 | 25 | | | | | |
| | | | | | HC2011B5 | 5 | | | | | |
| HC2011 | 3/16" | 4" | 6" | 1 | HC2011B10 | 10 | | | | | |
| | | | | | HC2011B25 | 25 | | | | | |
| | | | | | HC2012B5 | 5 | | | | | |
| HC2012 | 3/16" | 6" | 8" | 1 | HC2012B25 | 25 | | | | | |
| | | | | | HC2014B5 | 5 | | | | | |
| | | | | | HC2014B25 | 25 | | | | | |
| HC2014 | 3/16" | 10" | 12" | 1 | — | — | | | | | |
| HC2016 | 3/16" | 16" | 18" | 1 | — | — | | | | | |
| HC2031 | 7/32" | 4" | 6" | 1 | HC2031B5 | 5 | | | | | |
| | | | | | HC2031B25 | 25 | | | | | |
| | | | | | HC2032B25 | 25 | | | | | |
| HC2032 | 7/32" | 6" | 8" | 1 | — | — | | | | | |
| HC2034 | 7/32" | 10" | 12" | 1 | — | — | | | | | |
| HC2040 | 1/4" | 2" | 4" | 1 | HC2040B5 | 5 | | | | | |
| | | | | | HC2040B25 | 25 | | | | | |
| | | | | | HC2041B5 | 5 | | | | | |
| HC2041 | 1/4" | 4" | 6" | 1 | HC2041B10 | 10 | | | | | |
| | | | | | HC2041B25 | 25 | | | | | |
| | | | | | HC2042B5 | 5 | | | | | |
| HC2042 | 1/4" | 6" | 8" | 1 | HC2042B25 | 25 | | | | | |
| | | | | | HC2044 | 1/4" | 10" | 12" | 1 | — | — |
| | | | | | HC2046 | 1/4" | 16" | 18" | 1 | — | — |
| HC2051 | 5/16" | 4" | 6" | 1 | HC2051B5 | 5 | | | | | |
| | | | | | HC2051B25 | 25 | | | | | |
| | | | | | HC2052 | 5/16" | 6" | 8" | 1 | — | — |
| HC2054 | 5/16" | 10" | 12" | 1 | — | — | | | | | |
| HC2055 | 5/16" | 16" | 18" | 1 | — | — | | | | | |
| HC2061 | 3/8" | 4" | 6" | 1 | HC2061B5 | 5 | | | | | |
| | | | | | HC2061B10 | 10 | | | | | |
| | | | | | HC2061B25 | 25 | | | | | |
| HC2062 | 3/8" | 6" | 8" | 1 | — | — | | | | | |
| HC2064 | 3/8" | 10" | 12" | 1 | HC2064B5 | 5 | | | | | |
| | | | | | HC2064B25 | 25 | | | | | |
| | | | | | HC2067 | 3/8" | 16" | 18" | 1 | — | — |
| HC2068 | 3/8" | 22" | 24" | 1 | — | — | | | | | |
| HC2069 | 3/8" | 37" | 39" | 1 | — | — | | | | | |
| HC2073 | 7/16" | 6" | 8" | 1 | — | — | | | | | |
| HC2074 | 7/16" | 10" | 12" | 1 | — | — | | | | | |
| HC2081 | 1/2" | 4" | 6" | 1 | HC2081B5 | 5 | | | | | |
| | | | | | HC2081B10 | 10 | | | | | |
| | | | | | HC2081B25 | 25 | | | | | |
| HC2083 | 1/2" | 6" | 8" | 1 | — | — | | | | | |
| HC2084 | 1/2" | 10" | 12" | 1 | HC2084B5 | 5 | | | | | |
| | | | | | HC2084B25 | 25 | | | | | |
| | | | | | HC2087 | 1/2" | 16" | 18" | 1 | — | — |
| HC2088 | 1/2" | 22" | 24" | 1 | — | — | | | | | |
| HC2089 | 1/2" | 37" | 39" | 1 | — | — | | | | | |
| HC2093 | 9/16" | 6" | 8" | 1 | — | — | | | | | |
| HC2094 | 9/16" | 10" | 12" | 1 | — | — | | | | | |
| HC2097 | 9/16" | 16" | 18" | 1 | — | — | | | | | |

| Item # | Diameter | Usable Length | Overall Length | Qty. | Bulk Item # | Bulk Qty. |
|--------|----------|---------------|----------------|------|-------------|-----------|
| HC2102 | 5/8" | 6" | 8" | 1 | HC2102B5 | 5 |
| | | | | | HC2102B25 | 25 |
| HC2104 | 5/8" | 10" | 12" | 1 | — | — |
| HC2107 | 5/8" | 16" | 18" | 1 | — | — |
| HC2108 | 5/8" | 22" | 24" | 1 | — | — |
| HC2109 | 5/8" | 37" | 39" | 1 | — | — |
| HC2122 | 3/4" | 6" | 8" | 1 | — | — |
| HC2124 | 3/4" | 10" | 12" | 1 | — | — |
| HC2127 | 3/4" | 16" | 18" | 1 | — | — |
| HC2128 | 3/4" | 22" | 24" | 1 | — | — |
| HC2129 | 3/4" | 37" | 39" | 1 | — | — |
| HC2146 | 7/8" | 8" | 10" | 1 | — | — |
| HC2147 | 7/8" | 16" | 18" | 1 | — | — |
| HC2163 | 1" | 8" | 10" | 1 | — | — |
| HC2167 | 1" | 16" | 18" | 1 | — | — |

SDS-plus® BULLDOG™ ROTARY HAMMER BIT SETS

| Item # | # of Pieces | Includes | Case Type |
|---------|-------------|--|--------------|
| HCK001 | 7 | (1) 3/16" x 2" x 4", (1) 1/4" x 2" x 4", (2) 1/4" x 4" x 6", (1) 5/16" x 4" x 6", (1) 3/8" x 4" x 6", (1) 1/2" x 4" x 6" | Brute Tough™ |
| HCK005 | 5 | (1) 3/16" x 4" x 6", (1) 1/4" x 2" x 4", (1) 1/4" x 4" x 6", (1) 3/8" x 4" x 6", (1) 1/2" x 4" x 6" | Tube |
| HCST006 | 6 | (1) 5/32" x 4" x 6", (1) 3/16" x 4" x 6", (1) 1/4" x 2" x 4", (1) 3/8" x 4" x 6", (1) flat chisel, (1) point chisel | Brute Tough™ |



HCK001



HCK005



HCST006

UNLEASH YOUR BULLDOG

HARDEST HITTING HAMMERS
LONGEST LASTING BITS



BULLDOG  **G**™

Bosch secures its reputation as the industry leader in concrete power tools and accessories with every use of its Bulldog™ line of rotary hammers and concrete bits.

Engineered to handle everyday applications and designed to user specifications, all Bulldog™ rotary hammers deliver unsurpassed striking power-to-weight ratios. The result is high-performance tools that get the job done faster and with less user fatigue.

The Bosch Bulldog™ bit accessory line offers faster speeds in applications for lightweight and spec concrete. Bulldog™ Xtreme bits and chisels are built around full-head carbide that lasts longer than competitive offerings. This innovative design provides faster drilling speeds and longer life, with toughness that withstands multiple rebar strikes.

Concrete to the core. The Bulldog™ line of rotary hammers and bits.



BOSCH
Invented for life



SDS-plus® STOP DRILL BITS

| Item # | Diameter | Usable Length | Anchor Diameter |
|-----------|----------|---------------|-----------------|
| HCSTP2061 | 3/8" | 1-1/16" | 1/4" |
| HCSTP2081 | 1/2" | 13/16" | 3/8" |
| HCSTP2083 | 1/2" | 1-11/16" | 3/8" |
| HCSTP2084 | 5/8" | 1-3/16" | 1/2" |
| HCSTP2086 | 5/8" | 2-1/16" | 1/2" |

SDS-plus® REBAR CUTTERS




| Item # | Diameter | Length | Qty. |
|--------|----------|--------|------|
| RC2064 | 3/8" | 12" | 1 |
| RC2084 | 1/2" | 12" | 1 |
| RC2094 | 9/16" | 12" | 1 |
| RC2104 | 5/8" | 12" | 1 |
| RC2124 | 3/4" | 12" | 1 |
| RC2144 | 7/8" | 12" | 1 |
| RC2164 | 1" | 12" | 1 |
| RC2168 | 1-1/8" | 12" | 1 |
| RC2172 | 1-1/4" | 12" | 1 |
| RC2176 | 1-1/2" | 12" | 1 |

*Available in straight shank—see page 10

CONCRETE SCREW ANCHORING SYSTEM

Holds tight tolerances that are critical to precision anchoring



SDS-plus® SHANK

HIGH-QUALITY CARBIDE TIP
For long life

COMMON APPLICATIONS:

- ▶ Conduit
- ▶ Electrical boxes
- ▶ Pipe straps
- ▶ HVAC strapping
- ▶ Sign fastening
- ▶ Window frames
- ▶ Backer boards

SDS-plus® BULLDOG™ HEX DRIVE ROTARY HAMMER DRILL BITS

For use with masonry fastening systems/hex sleeve drive tools.
Hex drive on bit fits into driver sleeve.

▶ Manufactured to ANSI specification B212.15



| Item # | Diameter | Usable Length | Overall Length | Qty. | Bulk Item # | Bulk Qty. |
|--------|----------|---------------|----------------|------|-------------|-----------|
| HC2302 | 5/32" | 3-1/2" | 6" | 1 | HC2302B25 | 25 |
| HC2312 | 3/16" | 3-1/2" | 6" | 1 | HC2312B25 | 25 |
| HC2341 | 1/4" | 3-1/2" | 6" | 1 | HC2341B25 | 25 |

SDS-plus® BULLDOG™ HEX DRIVE ACCESSORY AND KIT

For use with masonry fastening systems/hex sleeve drive tools.
Hex drive on bit fits into driver sleeve.

▶ 1/4" hex shoulder for drive sleeve used to set masonry screws

| Item # | Description |
|--------|---|
| AD2300 | Anchor drive sleeve used to set masonry screws and concrete anchors. Accepts 5/32", 3/16" and 1/4" bits |
| HC2309 | 7 pc anchor drive installation kit: 5/32" x 6" and 3/16" x 6" hex bits, #2 and #3 Phillips® power bits, 5-3/4" sleeve, 1/4" and 5/16" sockets |

NOTE: Drill bits (or extension + drill bit) in excess of 8" should never exceed 600 RPM

SDS-plus® BULLDOG™ XTREME HEX DRIVE ROTARY HAMMER DRILL BITS

NEW



| Item # | Diameter | Usable Length | Overall Length | Qty. |
|----------|----------|---------------|----------------|------|
| HCFC2302 | 5/32" | 4" | 6.5" | 1 |
| HCFC2312 | 3/16" | 4" | 6.5" | 1 |

SPEEDCORE™ THIN-WALL CORE DRILL BITS

CORE BIT ASSEMBLY
Screw core bit onto shank



One-piece SDS-plus® Extension



Thin-Wall Core Bit

SDS-plus® SPEEDCORE™ THIN-WALL CORE DRILL BITS

Bosch SDS-plus® thin-wall core bits are designed for drilling with smaller hammers; core body range is 1" up to 4-3/8" with a usable cutting depth of 3".



| Item # | Diameter | Item # | Diameter | Item # | Description |
|---------|----------|---------|----------|---------|--------------------------------|
| T3910SC | 1" | T3916SC | 2-11/16" | T3922 | 3" extension straight (2 pc) |
| T3911SC | 1-3/16" | T3917SC | 3-1/8" | T3923SC | 4" extension SDS-plus® (2 pc) |
| T3912SC | 1-3/8" | T3918SC | 3-3/16" | T3924 | SpeedCore™ pilot bit |
| T3913SC | 1-9/16" | T3919SC | 3-1/2" | T3925SC | 7" extension SDS-plus® (1 pc) |
| T3914SC | 1-7/8" | T3920SC | 3-7/8" | T3926SC | 13" extension SDS-plus® (1 pc) |
| T3915SC | 2-9/16" | T3921SC | 4-3/8" | T3927SC | 17" extension SDS-plus® (1 pc) |

NOTE: Drill bits (or extension + drill bit) in excess of 8" should never exceed 600 RPM

MORTAR KNIFE

1/4" AND 3/8" WIDTHS
Ensure precise fit between brick, block and stone without jamming



MORTAR KNIFE FITS ALL SDS-plus® ROTARY HAMMERS FOR MAXIMUM POWER TRANSFER

PRECISION PLUNGE TIP
Controls depth in mortar for greater efficiency

SHARP STRAIGHT EDGE
Cuts away debris quickly and easily, avoiding damage to the work surface

SDS-plus® BULLDOG™ HAMMER STEEL

| Item # | Description | Qty. | Bulk Item # | Bulk Qty. |
|--------|-------------------------|------|-------------|-----------|
| HS1415 | 10" point | 1 | — | — |
| HS1420 | 3/4" x 10" chisel | 1 | — | — |
| HS1430 | 1/4" x 7" wood chisel | 1 | — | — |
| HS1435 | 1/2" x 7" wood chisel | 1 | — | — |
| HS1440 | 3/4" x 7" wood chisel | 1 | — | — |
| HS1445 | 1" x 7" wood chisel | 1 | — | — |
| HS1450 | 1-1/4" x 7" wood chisel | 1 | — | — |




| Item # | Description | Qty. | Bulk Item # | Bulk Qty. |
|--------|---------------------------------------|------|-------------|-----------|
| HS1475 | 10" gouging chisel | 1 | — | — |
| HS1480 | 8" carbide-tipped point | 1 | — | — |
| HS1485 | 1-1/2" x 5-3/4" stubby scaling chisel | 1 | — | — |
| HS1490 | 5-3/4" stubby point | 1 | — | — |
| HS1495 | 3/4" x 5-3/4" stubby flat chisel | 1 | — | — |

SDS-plus® BULLDOG™ XTREME HAMMER STEEL

Bosch offers a full assortment of SDS-plus® hammer steel points and chisels.

- ▶ **HS1465** removes material up to 40% faster than conventional tile chisels. Ideal for smaller grout joints and specially shaped for prying and removing tile in one piece
- ▶ **HS1470** viper flat chisel and **HS1472** pointed chisel provide 30% longer life and 15% more material removal

| Item # | Description | Qty. | Bulk Item # | Bulk Qty. |
|--------|--|------|-------------|-----------|
| HS1400 | 1/4" mortar knife | 1 | HS1400B5 | 5 |
| | | | HS1400B25 | 25 |
| HS1401 | 3/8" mortar knife | 1 | HS1401B5 | 5 |
| | | | HS1401B25 | 25 |
| HS1465 | 1-1/2" x 10" tile chisel | 1 | — | — |
| HS1470 | 3/4" x 10" viper flat chisel (long life) | 1 | — | — |
| HS1472 | 10" point (long life) | 1 | — | — |



Wide HS1427



Tile HS1465



Point HS1472



Viper Flat HS1470



ANCHOR WITH SPEED AND CONFIDENCE

CONTROLLING DUST TO
SAVE TIME AND MONEY

SPEEDCLEAN™

Bosch's Speed Clean™ concrete bits work to remove dust while drilling for adhesive anchoring applications. This system works with an attached dust extraction system to produce precise, clean holes quickly.

Reducing dust on the jobsite is no longer a nice-to-have, it's a requirement. Speed Clean™ bits are built around a vacuum system that extracts dust through the bit's internal dust channel. Speed Clean™ bits are optimized for adhesive anchoring applications, which require cleaner hole standards, and provide up to 50% time savings*. The Speed Clean™ system is engineered to reduce airborne silica dust.

Speed Clean™. Anchor it up to 50% faster.

*Always follow manufacturer installation instructions for proper anchor installation methods.



BOSCH
Invented for life

SDS-plus® SPEED CLEAN™ DUST EXTRACTION BITS

SDS-plus® SPEED CLEAN™ DUST EXTRACTION DRILL BITS



| Item # | Diameter | Usable Length | Overall Length | Qty. |
|-----------------|----------|---------------|----------------|------|
| DXS2074* | 7/16" | 7-1/2" | 13" | 1 |
| DXS2084* | 1/2" | 7-1/2" | 13" | 1 |
| DXS2094* | 9/16" | 10" | 15" | 1 |
| DXS2104 | 5/8" | 10" | 15" | 1 |
| DXS2114 | 11/16" | 12-1/2" | 18" | 1 |
| DXS2124 | 3/4" | 12-1/2" | 18" | 1 |

*Available in SDS-max®—see page 30

**Adapter included

*Available winter 2017

Information about dust collection products are available on pages 314 and 320.

SDS-plus® SPEED CLEAN™ ADAPTER



| Item # | Description |
|----------------|---|
| DXSPLUS | Rubber adapter connecting SDS-plus® Speed Clean™ dust extraction bits to standard 35mm diameter vacuum hose |

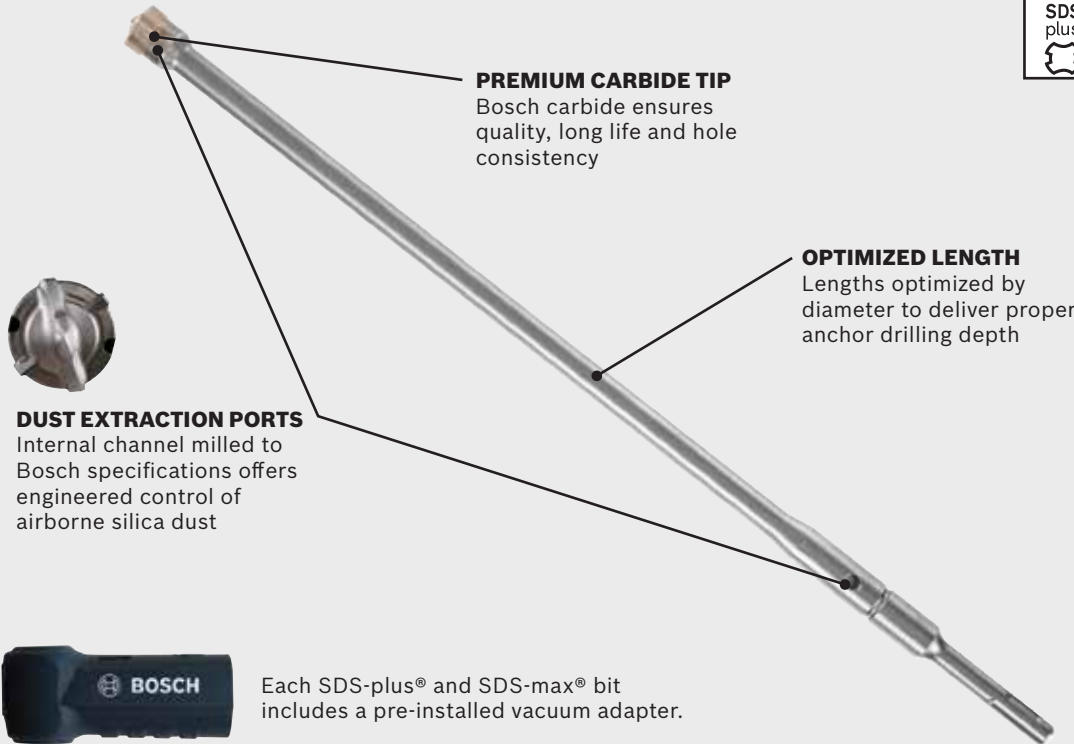
SDS-plus® SPEED CLEAN™ DUST EXTRACTION DRILL BIT AND ADAPTER



NEW

- ▶ CONTROLS AIRBORNE SILICA DUST
- ▶ 50% FASTER ANCHOR INSTALLATION

AVAILABLE FOR SDS-plus® AND SDS-max® HAMMERS



PREMIUM CARBIDE TIP
Bosch carbide ensures quality, long life and hole consistency

OPTIMIZED LENGTH
Lengths optimized by diameter to deliver proper anchor drilling depth

DUST EXTRACTION PORTS
Internal channel milled to Bosch specifications offers engineered control of airborne silica dust



Each SDS-plus® and SDS-max® bit includes a pre-installed vacuum adapter.

*Always follow manufacturer installation instructions for proper anchor installation methods.





SDS-max® HAMMERS

MASONRY/CONCRETE DRILLING
SDS-max® HAMMERS

1-9/16" SDS-max® COMBINATION HAMMER

RH540M



- ▶ "Combination" Dual-Mode Selector—Two modes of operation: rotary hammer and hammer only
- ▶ Integral Clutch—Disengages torque transmission if the bit gets into a bind situation
- ▶ Vario-Lock™ Positioning—Rotates and locks chisel into 12 different positions to optimize working angle
- ▶ Innovative Service Modules—Allows qualified service technician to quickly replace brushes and cord

INCLUDES

Auxiliary Handle **1619P07778**
Grease Tube **1615430010**
Carrying Case **1619P10379**

| Specifications | |
|---------------------------------------|-------------|
| Rating | 120V |
| Amperage | 12.0 |
| No Load RPM | 170–340 |
| No Load BPM | 1,500–2,900 |
| Impact Energy (ft.-lbs.) | 6.1 EPTA |
| Maximum Capacities: Concrete | 1-9/16" |
| Maximum Capacities: Concrete Core Bit | 4" |
| Length | 19.0" |
| Weight | 15.2 lbs. |

Optional dust collection attachments available on pages 28 and 320.

1-5/8" SDS-max® COMBINATION HAMMER

11264EVS



- ▶ Vibration Control™—Vibration reduction in the hammer mechanism and grip provide maximum user comfort
- ▶ Turbo™ Power Feature—Delivers 20% more power in hammer-only mode
- ▶ Integral Clutch—Disengages torque transmission if the bit gets into a bind situation

INCLUDES

Auxiliary Handle **1612025055**
Grease Tube **1615430010**
Carrying Case **1615438461**

| Specifications | |
|--|--------------|
| Rating | 120V |
| Amperage | 13.0 |
| No Load RPM | 170–340 |
| No Load BPM | 1,700–2,900 |
| Impact Energy (ft.-lbs.) | 6.5 EPTA |
| Maximum Capacities: Concrete | 1-5/8" |
| Maximum Capacities: Concrete Thru Hole Bit | 2-9/16" |
| Maximum Capacities: Concrete Core Bit | 4-1/8" |
| Optimal Concrete Capacity Range | 1/2"–1-7/16" |
| Length | 19.25" |
| Weight | 15.2 lbs. |

Optional dust collection attachments available on pages 28 and 320.

1-3/4" SDS-max® COMBINATION HAMMER

RH745



- ▶ "Combination" Dual-Mode Selector—Two modes of operation: rotary hammer and hammer only
- ▶ Constant Response™ Circuitry—Provides soft-start, constant speed under load, and overload protection
- ▶ Turbo™ Power Feature—Delivers 20% more power in hammer-only mode
- ▶ Integral Clutch—Disengages torque transmission if bit gets into a bind situation

INCLUDES

Auxiliary Handle **1612025004**
Grease Tube **1615430010**
Carrying Case **161543851A**

| Specifications | |
|--|--------------|
| Rating | 120V |
| Amperage | 13.5 |
| No Load RPM | 150–305 |
| No Load BPM | 1,380–2,760 |
| Impact Energy (ft.-lbs.) | 8.2 EPTA |
| Maximum Capacities: Concrete | 1-3/4" |
| Maximum Capacities: Concrete Thru Hole Bit | 3" |
| Maximum Capacities: Concrete Core Bit | 5" |
| Optimal Concrete Capacity Range | 5/8"–1-9/16" |
| Length | 21.0" |
| Weight | 18.5 lbs. |

Optional dust collection attachments available on pages 28 and 320.



1-7/8" SDS-max® COMBINATION HAMMER RH850VC



- ▶ "Combination" Dual-Mode Selector—Two modes of operation: rotary hammer and hammer only
- ▶ Constant Response™ Circuitry—Provides soft-start, constant speed under load, and overload protection
- ▶ Integral Clutch—Disengages torque transmission if bit gets into a bind situation
- ▶ Vibration Control™—Vibration reduction in the hammer mechanism and grip provide maximum user comfort

INCLUDES
Auxiliary Handle **1612025004**
Grease Tube **1615430010**
Carrying Case **161543851A**

| Specifications | |
|---|-------------|
| Rating | 120V |
| Amperage | 14.5 |
| No Load RPM | 150–305 |
| No Load BPM | 1,380–2,760 |
| Impact Energy (ft.-lbs.) | 9.3 EPTA |
| Maximum Capacities: Concrete | 1-7/8" |
| Maximum Capacities: Concrete Thru Hole Bit | 3-1/8" |
| Maximum Capacities: Concrete Core Bit | 6" |
| Optimal Concrete Capacity Range | 3/4"–1-3/4" |
| Length | 21.4" |
| Weight | 19.7 lbs. |

Optional dust collection attachments available on pages 28 and 320.

2" SDS-max® COMBINATION HAMMER RH1255VC

NEW



- ▶ "Combination" Dual-Mode Selector—Two modes of operation: rotary hammer and hammer only
- ▶ Constant Response™ Circuitry—Provides soft-start, constant speed under load, and overload protection
- ▶ Integral Clutch—Disengages torque transmission if bit gets into a bind situation
- ▶ Service Minder™ Light—Indicates when preventative maintenance is required

INCLUDES
Auxiliary Handle **1602025004**
Grease Tube **1615430010**
Carrying Case

| Specifications | |
|---|-------------|
| Rating | 120V |
| Amperage | 15.0 |
| No Load RPM | 0–220 |
| No Load BPM | 1,750–2,150 |
| Impact Energy (ft.-lbs.) | 14.0 EPTA |
| Maximum Capacities: Concrete | 2" |
| Maximum Capacities: Concrete Thru Hole Bit | 3-1/8" |
| Maximum Capacities: Concrete Core Bit | 6" |
| Optimal Concrete Capacity Range | 1"–2" |
| Length | 23.6" |
| Weight | 26.0 lbs. |

Optional dust collection attachments available on pages 28 and 320.





SDS-max® DEMOLITION HAMMER
DH507



- ▶ Vario-Lock™ Positioning—Rotates and locks chisel into 12 different positions to optimize working angle
- ▶ 360° Auxiliary Handle—Provides a wide range of movement along with operator comfort
- ▶ Innovative Service Modules—Designed for quick brush and cord replacement by qualified technician

INCLUDES
Auxiliary Handle **1619P07778**
Grease Tube **1615430010**
Carrying Case **1619P07831**

| Specifications | |
|--------------------------|-----------|
| Rating | 120V |
| Amperage | 10.0 |
| No Load BPM | 2,800 |
| Impact Energy (ft.-lbs.) | 5.6 EPTA |
| Length | 17.5" |
| Weight | 12.4 lbs. |

Optional dust collection attachments available on pages 28 and 320.

SDS-max® DEMOLITION HAMMER
11321EVS



- ▶ Vibration Control™—Vibration reduction in the hammer mechanism and grip provide maximum user comfort for extended periods of work
- ▶ Constant Response™ Circuitry—Provides soft-start, constant speed under load, and overload protection
- ▶ Vario-Lock™ Positioning—Rotates and locks chisel into 12 different positions to optimize working angle
- ▶ Auto-Max™ Variable-Speed Dial—Designed to automatically ensure maximum speed and power every time the tool is plugged in

INCLUDES
Auxiliary Handle **1612025061**
Grease Tube **1615430010**
Carrying Case **16054381CC**

| Specifications | |
|--------------------------|-------------|
| Rating | 120V |
| Amperage | 13.0 |
| No Load BPM | 1,300–2,900 |
| Impact Energy (ft.-lbs.) | 6.1 EPTA |
| Length | 18.6" |
| Weight | 13.7 lbs. |

Optional dust collection attachments available on pages 28 and 320.

SDS-max® DEMOLITION HAMMER

DH712VC



- ▶ Vibration Control™—Vibration reduction in the hammer mechanism and grip provide maximum user comfort for extended periods of work
- ▶ Constant Response™ Circuitry—Provides soft-start, constant speed under load, and overload protection
- ▶ Vario-Lock™ Positioning—Rotates and locks chisel into 12 different positions to optimize working angle

INCLUDES
 Auxiliary Handle **1615132131**
 Grease Tube **1615430010**
 Carrying Case **161543851A**

| Specifications | |
|--------------------------|-------------|
| Rating | 120V |
| Amperage | 14.5 |
| No Load BPM | 1,380–2,720 |
| Impact Energy (ft.-lbs.) | 9.6 EPTA |
| Length | 21.3" |
| Weight | 18.2 lbs. |

Optional dust collection attachments available on pages 28 and 320.

SDS-max® DEMOLITION HAMMER

11316EVS



- ▶ Variable-Speed Dial—For controlled chipping applications
- ▶ Constant Response™ Circuitry—Provides soft-start, constant speed under load, and overload protection
- ▶ Vario-Lock™ Positioning—Rotates and locks chisel into 12 different positions to optimize working angle
- ▶ Service Minder™ Light—Indicates when preventative maintenance is required

INCLUDES
 Auxiliary Handle **2602025076**
 Grease Tube **1615430010**
 Carrying Case **2605438297**

| Specifications | |
|--------------------------|-----------|
| Rating | 120V |
| Amperage | 14.0 |
| No Load BPM | 900–1,890 |
| Impact Energy (ft.-lbs.) | 12.4 EPTA |
| Length | 22.5" |
| Weight | 22.5 lbs. |

Optional dust collection attachments available on pages 28 and 320.

SDS-max® DEMOLITION HAMMER

DH1020VC



- ▶ In-Line Design—Perfect handling for downward/vertical chiseling applications
- ▶ Vibration Control™—Vibration reduction in the hammer mechanism and grip provide maximum user comfort for extended periods of work
- ▶ Constant Response™ Circuitry—Provides soft-start, constant speed under load, and overload protection
- ▶ Vario-Lock™ Positioning—Rotates and locks chisel into 12 different positions to optimize working angle

INCLUDES
 Auxiliary Handle **1615132131**
 Grease Tube **1615430010**
 Carrying Case **1615438492**

| Specifications | |
|--------------------------|-----------|
| Rating | 120V |
| Amperage | 15.0 |
| No Load BPM | 900–1,700 |
| Impact Energy (ft.-lbs.) | 17.0 EPTA |
| Length | 27.5" |
| Weight | 25.4 lbs. |

Optional dust collection attachments available on pages 28, 36 and 320.



MASONRY/CONCRETE DRILLING
SDS-max® DEMOLITION HAMMERS



BOSCH
Invented for life



SDS-max® ADAPTERS

SDS-max® ROTARY HAMMER ADAPTERS

Bosch offers adapters to make it easy to move up to SDS-max® while still utilizing current SDS-plus® and spline accessories.



| Item # | Description |
|--------|-------------------------------|
| HA1030 | SDS-max® to SDS-plus® adapter |
| HA1031 | SDS-max® to spline adapter |
| HA1032 | SDS-max® to 1/2"-20 thread |

DUST COLLECTION ATTACHMENTS

HAMMER DRILLING DUST EXTRACTION ATTACHMENTS

- ▶ Dust extraction attachments for drilling holes in concrete and masonry
- ▶ Can be used with a wide variety of drill bit diameters and bit lengths
- ▶ For use with Bosch SDS-max® or SDS-plus® combination/rotary hammer
- ▶ Includes adapter VAC020



HDC200

HDC250

| Item # | Description |
|--------|---|
| HDC200 | Optimized for 1/4"-1-3/8" diameter. Maximum hole diameter is 2-5/8" |
| HDC250 | Optimized for 2-1/4"-5" diameter. Maximum hole diameter is 6" |

*Brush ring needs to be removed

CHISELING DUST EXTRACTION ATTACHMENT

- ▶ Dust extraction attachment for chiseling into concrete/masonry. For best results, keep the attachment within 3" of the bit tip
- ▶ For use with Bosch SDS-max® or spline chisels
- ▶ Toolless Installation—Installs easily and quickly without additional tools
- ▶ Accommodates a variety of chisel lengths; easily change out chisels without removing the attachment



| Item # | Includes |
|--------|---------------------------------------|
| HDC300 | Extension tube and (3) adapter pieces |



GRL 400 H SELF-LEVELING ROTARY LASER

For fast, fully automatic exterior self-leveling. The durable Bosch GRL 400 H rotary laser makes concrete leveling easy while delivering maximum accuracy.

See page 356 for more information on the GRL 400 H Self-Leveling Rotary Laser.

SDS-max® HAMMER BITS AND CHISELS



MASONRY/CONCRETE DRILLING
SDS-max® HAMMER ACCESSORIES

SpeedX®


WEAR MARK INDICATOR

Assures accuracy of hole diameter



HIGHEST DRILLING SPEED

Inclined side cutters provide fast concrete drilling



COMPACT HEAD

For fast dust removal and longer life

ACTIVE CENTERING TIP

Provides quick, accurate starts

UNRIVALED DRILLING POWER

Solid carbide with robust S-cutter design for added speed and life

SDS-max® SPEEDX® ROTARY HAMMER DRILL BITS

Bosch carbide rotary hammer bits feature tips that stay sharper longer and deliver more holes within specification than competitors' bits.

- ▶ Manufactured to ANSI specification B212.15
- ▶ SDS-max® rotary hammer bits fit Bosch SDS-max® hammers, but also competitive SDS-max® drive hammers and Hilti® hammers using TE-Y and TE-FY shanks



| Item # | Diameter | Usable Length | Overall Length |
|---------|----------|---------------|----------------|
| HC5005* | 3/8" | 8" | 13" |
| HC5010* | 1/2" | 8" | 13" |
| HC5011* | 1/2" | 16" | 21" |
| HC5013* | 1/2" | 24" | 29" |
| HC5015* | 9/16" | 8" | 13" |
| HC5016* | 9/16" | 16" | 21" |
| HC5017* | 9/16" | 24" | 29" |
| HC5020 | 5/8" | 8" | 13" |
| HC5021 | 5/8" | 16" | 21" |
| HC5024 | 5/8" | 24" | 29" |
| HC5023 | 5/8" | 31" | 36" |
| HC5026 | 11/16" | 16" | 21" |
| HC5030 | 3/4" | 8" | 13" |
| HC5031 | 3/4" | 16" | 21" |
| HC5034 | 3/4" | 24" | 29" |
| HC5033 | 3/4" | 31" | 36" |
| HC5036 | 13/16" | 16" | 21" |
| HC5040 | 7/8" | 8" | 13" |
| HC5041 | 7/8" | 16" | 21" |
| HC5044 | 7/8" | 24" | 29" |
| HC5043 | 7/8" | 31" | 36" |

| Item # | Diameter | Usable Length | Overall Length |
|--------|----------|---------------|----------------|
| HC5050 | 1" | 8" | 13" |
| HC5051 | 1" | 16" | 21" |
| HC5054 | 1" | 24" | 29" |
| HC5053 | 1" | 31" | 36" |
| HC5060 | 1-1/8" | 8" | 13" |
| HC5061 | 1-1/8" | 16" | 21" |
| HC5062 | 1-1/8" | 24" | 29" |
| HC5063 | 1-1/8" | 31" | 36" |
| HC5070 | 1-1/4" | 8" | 13" |
| HC5071 | 1-1/4" | 16" | 21" |
| HC5072 | 1-1/4" | 24" | 29" |
| HC5073 | 1-1/4" | 31" | 36" |
| HC5081 | 1-3/8" | 16" | 21" |
| HC5082 | 1-3/8" | 24" | 29" |
| HC5083 | 1-3/8" | 31" | 36" |
| HC5091 | 1-1/2" | 16" | 21" |
| HC5092 | 1-1/2" | 24" | 29" |
| HC5093 | 1-1/2" | 31" | 36" |
| HC5098 | 1-3/4" | 16" | 21" |
| HC5099 | 2" | 16" | 21" |

*Two cutter



BOSCH
Invented for life



SDS-max® SPEED CLEAN™ DUST EXTRACTION DRILL BITS



| Item # | Diameter | Usable Length | Overall Length | Qty. |
|----------------|----------|---------------|----------------|------|
| DXS5034 | 3/4" | 12-1/2" | 21" | 1 |
| DXS5048 | 13/16" | 15" | 25" | 1 |
| DXS5044 | 7/8" | 15" | 25" | 1 |
| DXS5054 | 1" | 17-1/2" | 27" | 1 |
| DXS5062 | 1-1/8" | 20" | 29" | 1 |
| DXS5082 | 1-3/8" | 25" | 34" | 1 |

*Available in SDS-plus®—see page 23 **Adapter included

Information about dust collection products are available on pages 314 and 320.

SDS-max® SPEED CLEAN™ ADAPTER



| Item # | Description |
|---------------|--|
| DXSMAX | Rubber adapter connecting SDS-max® Speed Clean™ dust extraction bits to standard 35mm diameter vacuum hose |

CORE DRILL BITS WITH WAVE DESIGN

Larger, cleaner holes
up to 6" in diameter

CARBIDE-TIPPED CENTERING BIT

Item# HC88



ASYMMETRICAL CARBIDE TEETH

For faster cutting,
longer life

ONE PIECE DESIGN

Transmits power
directly to the
end of the bit

WAVE DESIGN

Transfers
energy to bit
more effectively
for up to 40%
faster drilling vs.
previous design



SDS-max® THRU-HOLE ROTARY HAMMER DRILL BITS

One-piece, thru-hole bits are designed for fast work without the need to change shanks. The all-in-one core with SDS-max® shank transmits power directly to the end of the bit. Additionally, thru-hole bits are more economical due to their long life.



| Item # | Diameter | Usable Length | Overall Length |
|---------------|----------|---------------|----------------|
| HC6501 | 1-3/4" | 18" | 24" |
| HC6511 | 2-1/8" | 18" | 24" |
| HC6521 | 2-1/2" | 18" | 24" |
| HC6531 | 3-1/8" | 18" | 24" |

NOTE: Drill bits (or extension + drill bit) in excess of 8" should never exceed 600 RPM

SDS-max® ROTARY HAMMER CORE DRILL BITS (1 PC)

Bosch SDS-max® carbide-tipped rotary hammer core bits offer an integral shank for better power transmission. Maximum core size is 2-5/8" deep.



| Item # | Diameter | Usable Length | Overall Length |
|--|----------|---------------|----------------|
| HC8501 | 1-3/4" | 7" | 12" |
| HC8506 | 1-3/4" | 17" | 22" |
| HC8510 | 2" | 7" | 12" |
| HC8515 | 2" | 17" | 22" |
| HC8516 | 2-1/4" | 7" | 12" |
| HC8517 | 2-1/4" | 17" | 22" |
| HC8521 | 2-5/8" | 7" | 12" |
| HC8526 | 2-5/8" | 17" | 22" |
| HC8531 | 3-1/4" | 7" | 12" |
| HC8536 | 3-1/4" | 17" | 22" |
| HC8540 | 3-9/16" | 7" | 12" |
| HC8545 | 3-9/16" | 17" | 22" |
| HC8550 | 4" | 7" | 12" |
| HC8555 | 4" | 17" | 22" |
| HC8570 | 5" | 7" | 12" |
| HC8575 | 5" | 17" | 22" |
| HC8580 | 6" | 7" | 12" |
| HC8595 | 6" | 17" | 22" |
| HC88 centering bit | — | — | 5-5/16" |
| HCRR001 rubber ring and pin | — | — | — |

NOTE: Drill bits (or extension + drill bit) in excess of 8" should never exceed 600 RPM

ROTARY HAMMER CORE DRILL BITS (2 PC)

| Item # | Diameter | Item # | Diameter |
|---------------|----------|---------------|----------|
| HC7501 | 1-3/4" | HC7505 | 3-1/2" |
| HC7502 | 2" | HC7506 | 4" |
| HC7503 | 2-1/2" | HC7507 | 5" |
| HC7504 | 3" | HC7508 | 6" |

NOTE: Interchangeable core bits work with SDS-max® or spline adapters

SDS-max® CORE DRILL BIT EXTENSIONS


| Item # | Length |
|---------------|--------|
| CAM008 | 8" |
| CAM018 | 18" |

SDS-max® R-TEC


The R-Tec Advantage

Bosch R-Tec technology for SDS-max® chisels use an energy diverting reflection element that increases material removal by 15%. Because the energy is dispersed back into the work material, the tool and bit do more of the work with less vibration for the user. And the R-Tec chisel features a unique cutting head with extra wedges for increased breakout. Bosch SDS-max® R-Tec chisels and points produce faster results in less time and help increase overall jobsite productivity and profitability.

15%
HIGHER REMOVAL RATE
VS. STANDARD CHISEL



The reflection element diverts the energy of the return shock and converts it into additional impact energy.



SDS-max® HAMMER STEEL

Bosch offers a full assortment of SDS-max® hammer steel points and chisels.



| Item # | Description | Size | Qty. | Bulk Item # | Bulk Qty. |
|--------|--|---------------------------------------|------|-------------|-----------|
| HS1934 | R-Tec star point chisel <i>self-sharpening, no jam</i> | 16" | 1 | HS1934B10 | 10 |
| HS1935 | R-Tec flat chisel <i>self-sharpening</i> | 1"×16" | 1 | HS1935B | 10 |
| HS1936 | R-Tec star point chisel twist <i>self-sharpening, no jam</i> | 16" | 1 | — | — |
| HS1904 | R-Tec bull point | 16" | 1 | HS1904B10 | 10 |
| HS1906 | Asphalt cutter | 5"×15" | 1 | — | — |
| HS1909 | Bushing tool, one piece | 16 tooth head, 1-3/4" square×9-1/4" | 1 | — | — |
| HS1910 | Scaling chisel | 3"×12" | 1 | — | — |
| HS1916 | Scaling chisel | 1-1/2"×12" | 1 | — | — |
| HS1917 | Scaling chisel <i>self-sharpening</i> | 2"×14" | 1 | — | — |
| HS1911 | Flat chisel | 1"×12" | 1 | HS1911B20 | 20 |
| HS1912 | Flat chisel | 1"×18" | 1 | HS1912B10 | 10 |
| HS1913 | Bull point | 12" | 1 | HS1913B20 | 20 |
| HS1914 | Bull point | 18" | 1 | HS1914B10 | 10 |
| HS1915 | Tile chisel | 2"×12" | 1 | — | — |
| HS1918 | Floor scraper | 6"×25" | 1 | — | — |
| HS1920 | Seam tool | 1-1/8"×15" | 1 | — | — |
| HS1921 | Slotting tool | 1-1/8"×12" | 1 | — | — |
| HS1922 | Clay spade | 4-1/2"×16" | 1 | — | — |
| HS1924 | Ground rod driver | 5/8" and 3/4" rods | 1 | — | — |
| HS1926 | Round spade | 5-3/8"×16" | 1 | — | — |
| HS1927 | Tamper plate shank | 9" | 1 | — | — |
| HS1828 | Tamper plate | 5"×5" | 1 | — | — |
| HS1929 | Gouge | 1"×12" | 1 | — | — |
| HS1969 | Carbide bushing head | 25 tooth head (carbide), 2"×2" square | 1 | — | — |

NOTE: Use HS1969 carbide bushing tool with HS1927 tamper plate shank



MASONRY/CONCRETE DRILLING
SDS-max® HAMMER ACCESSORIES



BOSCH
Invented for life



SPLINE/ROUND HEX HAMMERS

MASONRY/CONCRETE DRILLING
SPLINE/ROUND HEX HAMMERS

1-9/16" SPLINE COMBINATION HAMMER

RH540S



- ▶ "Combination" Dual-Mode Selector—Two modes of operation: rotary hammer and hammer only
- ▶ Integral Clutch—Disengages torque transmission if the bit gets into a bind situation
- ▶ Vario-Lock™ Positioning—Rotates and locks chisel into 12 different positions to optimize working angle
- ▶ Innovative Service Modules—Allows qualified service technician to quickly replace brushes and cord

INCLUDES

Auxiliary Handle **1619P07778**
 Grease Tube **1615430010**
 Carrying Case **1619P10379**

| Specifications | |
|--|-------------|
| Rating | 120V |
| Amperage | 12.0 |
| No Load RPM | 170–340 |
| No Load BPM | 1,500–2,900 |
| Impact Energy (ft.-lbs.) | 6.1 EPTA |
| Maximum Capacities: Concrete | 1-9/16" |
| Maximum Capacities: Concrete-Thru Hole Bit | 2-1/2" |
| Maximum Capacities: Concrete-Core Bit | 4" |
| Optimal Concrete Capacity Range | 1/2"–1-3/8" |
| Length | 19.0" |
| Weight | 15.0 lbs. |

Optional dust collection attachments available on pages 28 and 320.

1-5/8" SPLINE COMBINATION HAMMER

11265EVS



- ▶ Vibration Control™—Vibration reduction in the hammer mechanism and grip provide maximum user comfort for extended periods of work
- ▶ Turbo™ Power Feature—Delivers 20% more power in hammer-only mode
- ▶ Integral Clutch—Disengages torque transmission if the bit gets into a bind situation
- ▶ Auto-Max™ Variable Speed Dial—Designed to ensure maximum speed and power every time the tool is plugged in

INCLUDES

Auxiliary Handle **1612025055**
 Grease Tube **1615430010**
 Carrying Case **1615438461**

| Specifications | |
|--|--------------|
| Rating | 120V |
| Amperage | 13.0 |
| No Load RPM | 170–340 |
| No Load BPM | 1,700–2,900 |
| Impact Energy (ft.-lbs.) | 6.5 EPTA |
| Maximum Capacities: Concrete | 1-5/8" |
| Maximum Capacities: Concrete-Thru Hole Bit | 2-9/16" |
| Maximum Capacities: Concrete-Core Bit | 4-1/8" |
| Optimal Concrete Capacity Range | 1/2"–1-7/16" |
| Length | 19.25" |
| Weight | 15.0 lbs. |

Optional dust collection attachments available on pages 28 and 320.

SPLINE ADAPTERS

SPLINE ROTARY HAMMER ADAPTERS

Use these Bosch adapters with a spline hammer to utilize B taper and SDS-plus® accessories.



| Item # | Description |
|-------------------|-----------------------------------|
| 1618598151 | Spline shank to SDS-max® adapter |
| HA1020 | Spline drive to SDS-plus® adapter |
| 1601030009 | Drift pin (for T1831) |

SPLINE HAMMER CARBIDE AND ROUND HEX HAMMER STEEL

SPLINE SPEEDX® ROTARY HAMMER BITS

Bosch spline rotary hammer bits are carbide tipped, fit Bosch and other spline hammers. Manufactured to ANSI specification B212.15.



| Item # | Diameter | Usable Length | Overall Length |
|----------------|----------|---------------|----------------|
| HC4501* | 3/8" | 8" | 13" |
| HC4511* | 1/2" | 8" | 13" |
| HC4512* | 1/2" | 16" | 21" |
| HC4513* | 1/2" | 24" | 29" |
| HC4516* | 9/16" | 16" | 21" |
| HC4021 | 5/8" | 8" | 13" |
| HC4022 | 5/8" | 16" | 21" |
| HC4023 | 5/8" | 24" | 29" |
| HC4024 | 5/8" | 31" | 36" |
| HC4031 | 3/4" | 8" | 13" |
| HC4032 | 3/4" | 16" | 21" |
| HC4033 | 3/4" | 24" | 29" |
| HC4034 | 3/4" | 31" | 36" |
| HC4040 | 7/8" | 8" | 13" |
| HC4041 | 7/8" | 16" | 21" |
| HC4042 | 7/8" | 24" | 29" |
| HC4043 | 7/8" | 31" | 36" |
| HC4050 | 1" | 8" | 13" |

| Item # | Diameter | Usable Length | Overall Length |
|---------------|----------|---------------|----------------|
| HC4051 | 1" | 16" | 21" |
| HC4052 | 1" | 24" | 29" |
| HC4053 | 1" | 31" | 36" |
| HC4060 | 1-1/8" | 8" | 13" |
| HC4061 | 1-1/8" | 16" | 21" |
| HC4062 | 1-1/8" | 24" | 29" |
| HC4063 | 1-1/8" | 31" | 36" |
| HC4070 | 1-1/4" | 8" | 13" |
| HC4071 | 1-1/4" | 16" | 21" |
| HC4072 | 1-1/4" | 24" | 29" |
| HC4073 | 1-1/4" | 31" | 36" |
| HC4081 | 1-3/8" | 16" | 21" |
| HC4082 | 1-3/8" | 24" | 29" |
| HC4083 | 1-3/8" | 31" | 36" |
| HC4091 | 1-1/2" | 16" | 21" |
| HC4092 | 1-1/2" | 24" | 29" |
| HC4093 | 1-1/2" | 31" | 36" |

*Two cutter

SPLINE ROTARY HAMMER CORE BITS WITH WAVE DESIGN (1 PC)

| Item # | Diameter | Usable Length | Overall Length |
|---------------|----------|---------------|----------------|
| HC8001 | 1-3/4" | 7" | 12" |
| HC8006 | 1-3/4" | 17" | 22" |
| HC8010 | 2" | 7" | 12" |
| HC8015 | 2" | 17" | 22" |
| HC8016 | 2-1/4" | 7" | 12" |
| HC8017 | 2-1/4" | 12" | 22" |
| HC8021 | 2-5/8" | 7" | 12" |
| HC8026 | 2-5/8" | 17" | 22" |
| HC8031 | 3-1/4" | 7" | 12" |
| HC8036 | 3-1/4" | 12" | 22" |
| HC8040 | 3-9/16" | 7" | 12" |
| HC8045 | 3-9/16" | 17" | 22" |

| Item # | Diameter | Usable Length | Overall Length |
|----------------|---------------------|---------------|----------------|
| HC8050 | 4" | 7" | 12" |
| HC8055 | 4" | 17" | 22" |
| HC8070 | 5" | 7" | 12" |
| HC8075 | 5" | 17" | 22" |
| HC8080 | 6" | 7" | 22" |
| HC8085 | 6" | 17" | 22" |
| HC88 | centering bit | — | 5-5/16" |
| HCRR001 | rubber ring and pin | — | — |

SPLINE CORE BIT EXTENSIONS

| Item # | Length |
|---------------|--------|
| CAS008 | 8" |
| CAS018 | 18" |

NOTE: For interchangeable two-piece core bits see page 30.



MASONRY/CONCRETE DRILLING
SPLINE/ROUND HEX ACCESSORIES




BOSCH
Invented for life



ROUND HEX/SPLINE HAMMER STEEL

Bosch offers a full assortment of round hex/spline hammer steel points and chisels.



MASONRY/CONCRETE DRILLING
SPLINE/ROUND HEX HAMMER ACCESSORIES

| Item # | Description | Size | Qty. | Bulk Item # | Bulk Qty. |
|--------|-------------------------|---------------------------------------|------|-------------|-----------|
| HS1809 | Bushing tool, one piece | 16 tooth head, 1-3/4" square x 9-1/4" | 1 | HS1809B10 | 10 |
| HS1810 | Scaling chisel | 3" x 12" | 1 | HS1810B10 | 10 |
| HS1811 | Flat chisel | 1" x 12" | 1 | HS1811B20 | 20 |
| HS1812 | Flat chisel | 1" x 18" | 1 | HS1812B10 | 10 |
| HS1813 | Bull point | 12" | 1 | HS1813B20 | 20 |
| HS1814 | Bull point | 18" | 1 | HS1814B10 | 10 |
| HS1815 | Scraping chisel | 2" x 12" | 1 | — | — |
| HS1816 | Scaling chisel | 1-1/2" x 12" | 1 | — | — |
| HS1817 | Scaling chisel | 2" x 12" | 1 | HS1817B10 | 10 |
| HS1521 | Bushing head | 16 tooth head, 1-3/4" square | 1 | — | — |
| HS1818 | Bushing head shank | 12" | 1 | — | — |
| HS1820 | Seam tool | 1-1/8" x 15" | 1 | — | — |
| HS1821 | Slotting tool | 1-1/8" x 15" | 1 | — | — |
| HS1822 | Clay spade | 4-1/2" x 16" | 1 | HS1822B3 | 3 |
| HS1824 | Ground rod driver | 5/8" and 3/4" rods | 1 | — | — |
| HS1826 | Pointed spade | 4-1/2" x 16" | 1 | — | — |
| HS1827 | Tamper plate shank | 12" | 1 | — | — |
| HS1828 | Tamper plate | 5" x 5" | 1 | — | — |

NOTE: Use HS1521 bushing head with HS1818 bushing head shank

BREAKER HAMMERS

JACK 35 LB. BREAKER HAMMER

11335K



- ▶ Vibration Control™—Vibration reduction in the hammer mechanism and grip provide maximum user comfort
- ▶ In-Line Design—Ultimate tool balance with multiple grip positions for maximum performance in angled, horizontal and vertical applications
- ▶ Two-Way Tool Retainer—Accepts standard 1-1/8" (28mm) hex, air tool steel with retaining collar or Bosch internal-locking combo steel

INCLUDES

Star Point Chisel **HS2861**
 Articulating Auxiliary Handle **1617000A55**
 Grease Tube **1615430010**
 Carrying Case with Wheels **2605438628**

| Specifications | |
|--------------------------|-----------|
| Rating | 120V |
| Amperage | 15.0 |
| No Load BPM | 1,300 |
| Impact Energy (ft.-lbs.) | 22.0 EPTA |
| Length | 30.4" |
| Weight | 38.0 lbs. |

Optional dust collection attachments available on pages 36 and 320.



BRUTE™ BREAKER HAMMER

BH2760VC



- ▶ Vibration Control™—Vibration reduction in the hammer mechanism and grip provide maximum user comfort for extended periods of work
- ▶ The Plug-In-Anywhere Hammer—Does not need a compressor
- ▶ Total Portability—Operates on 115/120V AC/DC, 15 amp. outlet or 2,500-watt portable generator

Specifications

| | |
|--------------------------|----------------|
| Rating | 115/120V AC/DC |
| Amperage | 15.0 |
| No Load BPM | 1,000 |
| Impact Energy (ft.-lbs.) | 35.0 EPTA |
| Length | 30.5" |
| Weight | 63.0 lbs. |

Optional dust collection attachments available on pages 36 and 320.

BRUTE™ BREAKER HAMMER WITH BASIC CART PLUS TWO CHISELS

BH2760VCB



Same features as BH2760VC above.

ALSO INCLUDES
Basic Cart **T1657**
Narrow Chisel **HS2163**
Moil Point Chisel **HS2161**

Same specifications as BH2760VC above.

Optional dust collection attachments available on pages 36 and 320.

BRUTE™ TURBO BREAKER HAMMER WITH DELUXE CART PLUS FOUR CHISELS

BH2770VCD



Same features as BH2760VC above.

ALSO INCLUDES
Deluxe Cart **T1757**
(2) Narrow Chisels **HS2163**
(2) Star Point Chisels **HS2861**

Specifications

| | |
|--------------------------|----------------|
| Rating | 115/120V AC/DC |
| Amperage | 15.0 |
| No Load BPM | 1,000 |
| Impact Energy (ft.-lbs.) | 43.0 EPTA |
| Length | 30.5" |
| Weight | 63.0 lbs. |

Optional dust collection attachments available on pages 36 and 320.






BREAKER HAMMER CARTS

DELUXE HAMMER CART

T1757




- ▶ Folding Foot Plate—Easily folds out of the way for use as a hand truck
- ▶ 8" Foam Tires—Puncture-free tires absorb shock over rugged terrain
- ▶ Truck Ramp—For easy loading in and out of a truck or van
- ▶ Accessory Holders—Securely holds hammer steel in place during transportation



Pin up

For use as a handtruck



Pin down

For use with hammer

| Specifications | |
|--------------------------|-----------|
| Use as Hand Truck | Yes |
| Truck Ramp | Yes |
| Secure Accessory Holders | Yes |
| Capacity | 250 lbs. |
| Length | 42.3" |
| Weight | 28.9 lbs. |

BASIC HAMMER CART

T1657



- ▶ 8" Foam Tires—Puncture-free tires absorb shock over rugged terrain
- ▶ 8" Diameter Semi-Pneumatic, Ball-Bearing Wheels—Easy rolling over rough jobsites
- ▶ Rugged 1" Diameter All-Welded Steel Frame, Plus Heavy-Duty Rubber Tiedown—For convenient storage and easy transportation
- ▶ Nylon strap/metal buckle easily secures hammer to cart

| Specifications | |
|--------------------------|-----------|
| Use as Hand Truck | No |
| Truck Ramp | No |
| Secure Accessory Holders | No |
| Capacity | 250 lbs. |
| Length | 42.3" |
| Weight | 21.0 lbs. |

DUST COLLECTION ATTACHMENT



DUST COLLECTION ATTACHMENT

| Item # | Description |
|--------|---|
| HDC400 | Hammer dust collection attachment for demolition applications |

For more information on dust collection see pages 314–320.

BREAKER AND DEMOLITION HAMMER STEEL



STAR-POINT CHISEL


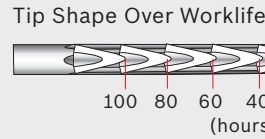
Self-sharpening eliminates downtime and increases removal rate



STAR-POINT SHAPE
Creates self-sharpening edge to eliminate downtime and increase removal rate




30% HIGHER REMOVAL RATE VS. STANDARD CHISEL



3/4" HEX HAMMER STEEL

Bosch offers a full assortment of 3/4" hex hammer steel points and chisels.




| Item # | Description | Size | Qty. | Bulk Item # | Bulk Qty. |
|--------|-------------------------|---------------------------------------|------|-------------|-----------|
| HS1502 | Scraping chisel | 2" x 12" | 1 | — | — |
| HS1503 | Scaling chisel | 3" x 12" | 1 | HS1503B10 | 10 |
| HS1504 | Clay spade | 4-1/2" x 16" | 1 | — | — |
| HS1506 | Asphalt cutter | 5" x 15" | 1 | — | — |
| HS1508 | Bushing head shank | 12" | 1 | — | — |
| HS1515 | Bull point | 12" | 1 | HS1515B20 | 20 |
| HS1516 | Bull point | 18" | 1 | HS1516B10 | 10 |
| HS1517 | Flat chisel | 1" x 12" | 1 | HS1517B20 | 20 |
| HS1518 | Flat chisel | 1" x 18" | 1 | HS1518B10 | 10 |
| HS1520 | Bushing tool, one piece | 16-tooth head, 1-3/4" square x 9-1/4" | 1 | HS1520B10 | 10 |
| HS1521 | Bushing head | 16-tooth head, 1-3/4" square | 1 | — | — |
| HS1524 | Ground rod driver | 5/8" and 3/4" rods | 1 | — | — |
| HS1526 | Pointed spade | 4-1/2" x 16" | 1 | — | — |
| HS1527 | Tamper plate shank | 12" | 1 | — | — |
| HS1828 | Tamper plate | 5" x 5" | 1 | — | — |

NOTE: Use HS1521 bushing head with HS1508 bushing head shank

1-1/8" HEX HAMMER STEEL

Bosch offers a full assortment of 1-1/8" hex hammer steel points and chisels.



| Item # | Description | Overall Length | Qty. | Bulk Item # | Bulk Qty. |
|--------|-----------------------------|----------------|------|-------------|-----------|
| HS2124 | Tamper plate | 6" x 6" | 1 | — | — |
| HS2125 | Tamper plate | 8" x 8" | 1 | — | — |
| HS2126 | Tent stake driver | 5-1/2" | 1 | — | — |
| HS2861 | Star point, self-sharpening | 16" | 1 | — | — |
| HS2161 | Moil point | 20" | 1 | HS2161B5 | 5 |
| HS2863 | Flat chisel | 16" | 1 | — | — |
| HS2163 | Narrow chisel | 20" | 1 | HS2163B5 | 5 |
| HS2164 | 3" chisel | 20" | 1 | HS2164B5 | 5 |
| HS2166 | Superkut chisel | 20-1/2" | 1 | — | — |
| HS2167 | 5" asphalt cutter | 19" | 1 | HS2167B3 | 3 |
| HS2168 | 3" digging chisel | 22-1/2" | 1 | — | — |
| HS2169 | 5-3/8" clay spade | 21" | 1 | HS2169B3 | 3 |
| HS2170 | Frost wedge | 24-1/2" | 1 | — | — |
| HS2171 | Spike/pin driver | 14-1/2" | 1 | — | — |
| HS2172 | Ground rod driver | 15-1/2" | 1 | — | — |
| HS2173 | Tamper shank | 15-1/2" | 1 | — | — |

MASONRY/CONCRETE DRILLING
BREAKER AND DEMOLITION HAMMER ACCESSORIES



BOSCH
Invented for life



AIR TOOL STEEL

Bosch offers a full assortment of air tool steel points and chisels. For use with pneumatic hammers only.



Moil Point



Asphalt Cutter



Narrow Chisel



Clay Spade



3" Chisel



| Item # | Description | Overall Length | Shank | Qty. |
|--------|-------------------|----------------|--------|------|
| HS2262 | Narrow chisel | 18" | 7/8" | 1 |
| HS2263 | Narrow chisel | 14" | 7/8" | 1 |
| HS2264 | 3" chisel | 20-1/2" | 7/8" | 1 |
| HS2360 | Moil point | 18" | 1" | 1 |
| HS2362 | Narrow chisel | 18" | 1" | 1 |
| HS2364 | 3" chisel | 20-1/2" | 1" | 1 |
| HS2460 | Moil point | 18" | 1-1/4" | 1 |
| HS2461 | Moil point | 14" | 1-1/4" | 1 |
| HS2462 | Narrow chisel | 18" | 1-1/4" | 1 |
| HS2463 | Narrow chisel | 14" | 1-1/4" | 1 |
| HS2464 | 3" chisel | 20-1/2" | 1-1/4" | 1 |
| HS2467 | 5" asphalt cutter | 17-1/2" | 1-1/4" | 1 |

MASONRY/CONCRETE DRILLING
AIR TOOL STEEL ACCESSORIES